FUSE INDICATORS

ATR DISPLAY FOR NINJATRADER 8 · FREE EDITION

Fuse ATR

Setup & User Guide

Everything you need to install and use the indicator — from import to settings. Free, no activation.

v1.0 · Free · Guide rev. 1.0.1

NinjaTrader 8 Compatible

Futures trading involves substantial risk of loss. See the Risk Disclosure on the last page.

NinjaTrader® is a registered trademark of NinjaTrader Group, LLC. No NinjaTrader company has any affiliation with the owner, developer, or provider of the products or services described herein, or any interest, ownership or otherwise, in any such product or service, or endorses, recommends or approves any such product or service.



WELCOME

Before you start

Fuse ATR is a free indicator for NinjaTrader 8. It draws **one card** on your chart. The card shows the current **ATR** as a price distance, in ticks and in currency — and a **gauge** that shows how much of that ATR the current bar has already covered.

NO ACTIVATION NEEDED
Fuse ATR is free — no license key, no Machine ID. It has no toolbar button and no right-click menu. You set everything in the **Properties** window. It only displays information: it places no orders and does not touch your accounts or positions.

What you need

Platform	**NinjaTrader 8** (latest stable). Works with data feeds supported by NinjaTrader 8.
Operating system	Windows 10 / 11. On Apple Silicon Macs, run NinjaTrader in a Windows VM (Parallels / VMware).
Where to get it	Go to **fuseindicators.com** → **Free tools** and follow the link to Gumroad: **fuseindicators.gumroad.com/l/fuseatr**
What you download	A single ZIP add-on: **FuseATR_1.0.zip**
Where it works	On the **main price panel** of a chart.

NinjaTrader® is a registered trademark of NinjaTrader Group, LLC. No NinjaTrader company has any affiliation with the owner, developer, or provider of the products or services described herein, or any interest, ownership or otherwise, in any such product or service, or endorses, recommends or approves any such product or service.

Three steps

1. **Import**
   Import the add-on into NinjaTrader (page 03).
2. **Add it to a chart**
   Add **Fuse ATR** from **FuseSuite** (page 03).
3. **Read the card and the gauge**
   Pages 04 and 05 explain what each number means.

Futures trading involves substantial risk of loss. Past performance is not necessarily indicative of future results.

SETUP

1 Import & add to a chart

In NinjaTrader, open the Control Center and go to **Tools → Import → NinjaScript Add-On...** Browse to your downloaded **FuseATR_1.0.zip** and select it. Import starts immediately — you don't unzip it first.

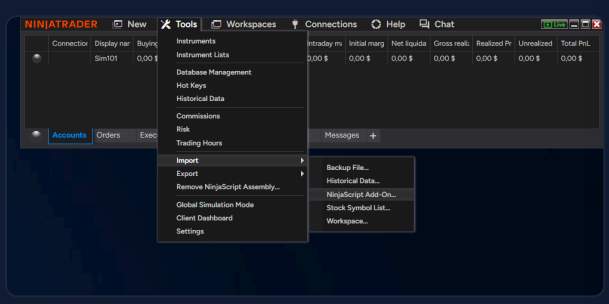

Tools → Import → NinjaScript Add-On...
Simulated account.

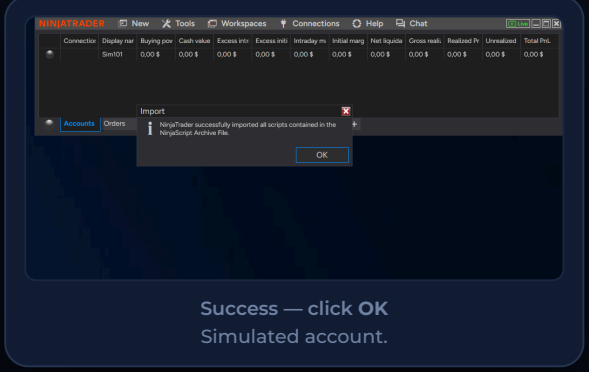

Success — click OK
Simulated account.

IMPORTANT
NinjaTrader compiles the add-on automatically — no manual compiling. If **Fuse ATR** doesn't appear in the indicator list yet, restart NinjaTrader once. Compilation finishes on startup.

Add it to a chart

1. **Open a chart**
   Open a chart for the instrument you trade (e.g. **NQ** or **MNQ**).
2. **Open Indicators**
   Right-click the chart → **Indicators...**
3. **Pick Fuse ATR**
   Expand **FuseSuite** and double-click **Fuse ATR**. It moves to **Configured**.
4. **Apply**
   Adjust anything in **Properties**, then click **OK**. The card appears in the bottom-left corner of the chart.

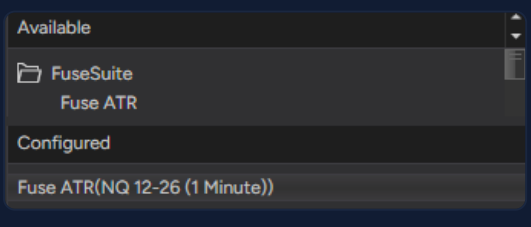

FuseSuite → Fuse ATR

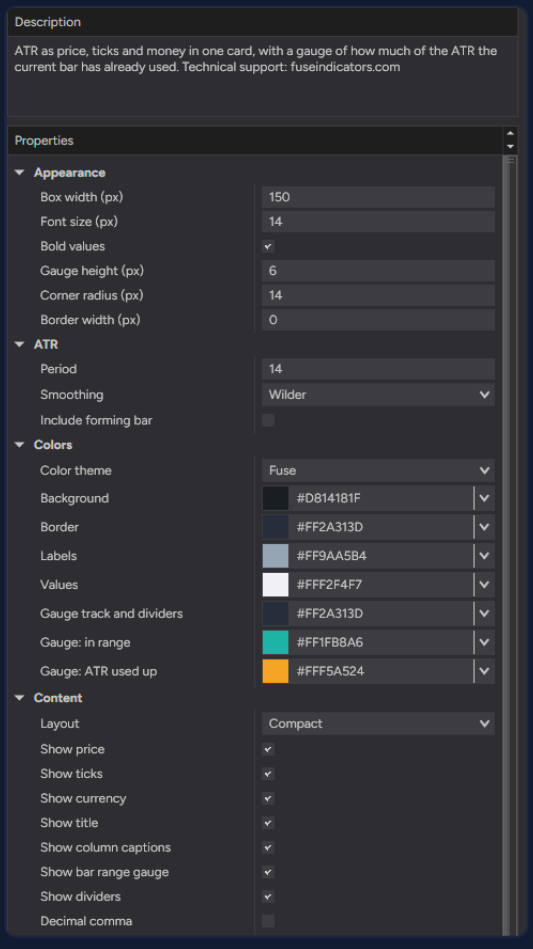

The **Properties** window — five groups: **Appearance**, **ATR**, **Colors**, **Content**, **Position**. Defaults are listed on page 08.

Futures trading involves substantial risk of loss. Past performance is not necessarily indicative of future results.

ORIENTATION

2 What the card shows

The card shows the current ATR in three forms at once, so you can use it when you size a stop or a target. All three values are calculated from **whole ticks** (the price distance is the tick count times the tick size), so they match each other.



Fuse ATR on an NQ 1-minute chart — default **Compact** card in the bottom-left corner

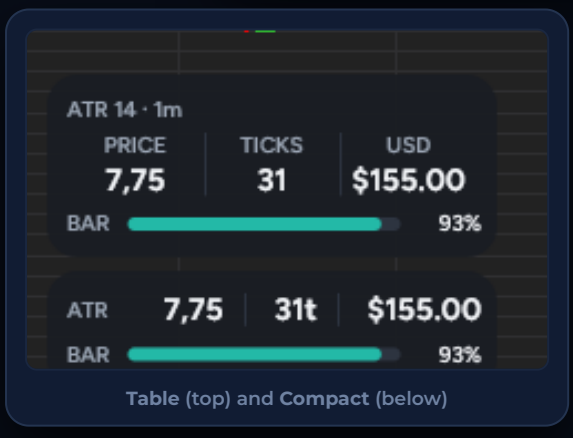

Table (top) and Compact (below)

- **Price**
  The ATR as a distance in price, for example **7.75**.
- **Ticks**
  The same distance in ticks, for example **31t**.
- **Currency**
  The same distance in your instrument's currency per contract, for example **$155.00**. It uses the instrument's point value and currency. You enter nothing.

Two layouts

Compact (default)	One slim row — **ATR · 7.75 · 31t · $155.00** — with the gauge below it.
Table	A title (**ATR 14 · 1m** — period and chart interval), the captions **PRICE**, **TICKS** and the currency code (e.g. **USD**), the values centered in equal columns, and the gauge below. With another smoothing the title adds it, for example **ATR 14 SMA · 1m**.

Hide any column with **Show price**, **Show ticks**, **Show currency**. Until the chart has at least **Period** + 1 bars, the card shows "—". If all three are switched off, the card draws nothing.

Futures trading involves substantial risk of loss. Past performance is not necessarily indicative of future results.

KEY FEATURE

3 The bar range gauge

Under the values, the card shows a thin bar: the **bar range gauge**. It answers one question:

How much of the usual move has this bar already covered?

The gauge compares two numbers:

(High – Low of the current bar) ÷ ATR = gauge %

The **ATR** is the typical range of one bar. The **High – Low** is how far the current bar has travelled so far. The result is shown as a percentage on the right of the gauge.

ATR 30 ticks · bar is 15 ticks

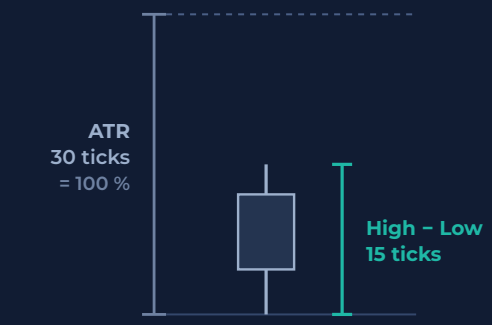

15 ÷ 30 = 50 %

ATR 30 ticks · bar is 36 ticks

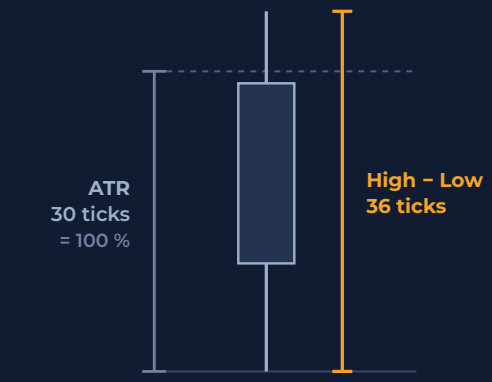

36 ÷ 30 = 120 %

How to read it

- **Below 100 % — in range**
  The bar has covered part of the usual range. There is still room before it reaches the ATR. The gauge uses the **Gauge: in range** color (teal in the **Fuse** theme).
- **100 % and above — ATR used up**
  The bar has covered the usual range. Further movement is beyond the typical range. The bar and the percentage change to the **Gauge: ATR used up** color (orange in the **Fuse** theme).



35 %



93 %

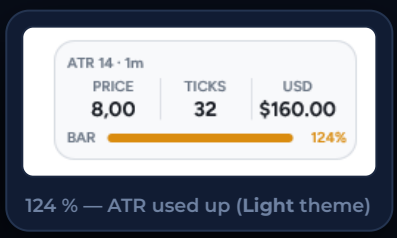

124 % — ATR used up (Light theme)

CONTEXT, NOT A SIGNAL

The gauge shows where the current bar stands compared with the ATR. It does not predict direction and it is not an entry or exit signal. Switch it on or off with **Show bar range gauge**.

Futures trading involves substantial risk of loss. Past performance is not necessarily indicative of future results.

LAYOUT ON THE CHART

4 Placement & stacking

Use **Corner** to choose one of eight positions inside the chart panel. The default is **BottomLeft**. **Offset X (px)** and **Offset Y (px)** set the distance from the edge — default **12** and **20**, so the card sits above the NinjaTrader text at the bottom. Offsets range from −2000 to 2000. For the center positions, a positive offset moves the card right or down, a negative one left or up.



The eight **Corner** positions · default highlighted



Default: **BottomLeft, 12 / 20**

Stacking with other Fuse boxes

Fuse Bar Counter, **Fuse Latency Monitor** and **Fuse ATR** can share one corner. With **Stack with other Fuse boxes** on (default), boxes in the **same corner of the same chart** line up top to bottom in this order: Bar Counter, Latency Monitor, ATR. They keep a 6 px gap and take the width of the widest box. Stacking also works in the bottom corners.

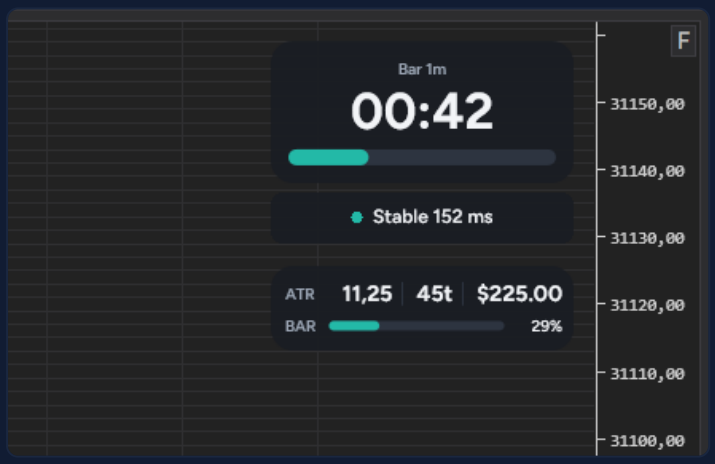

All three boxes stacked in the top-right corner

NOT STACKED BY DEFAULT

Each box starts in its own corner: Fuse ATR at the bottom left, Fuse Bar Counter at the bottom right and Fuse Latency Monitor at the top right. They do not stack out of the box. Set **Corner** to the same value on each indicator to stack them.

Futures trading involves substantial risk of loss. Past performance is not necessarily indicative of future results.

APPEARANCE

5 Color themes

Choose a look with **Color theme** (group **Colors**). The theme sets all the card colors at once. The opacity of **Background** is kept with every theme.



Fuse (default)
Dark slate and teal.

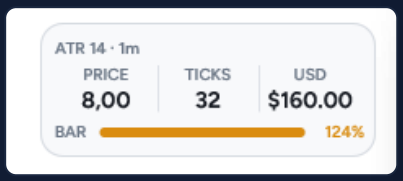

Light
For light charts. Thin border. Shown here over a dark chart.

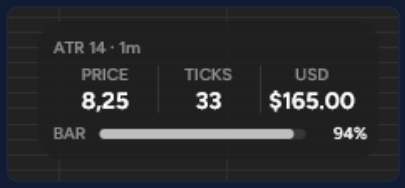

Mono
No colors. Gauge states differ by brightness only.



Ocean
Midnight blue.



Contrast
Pure black with green and red. Thin border.

Custom
Uses the individual colors below. The presets are ignored.

Custom colors

With **Color theme** set to **Custom**, these seven colors apply:

Background	Card fill. Its opacity also applies to every preset theme.
Border	Card outline (visible when **Border width (px)** is above 0).
Labels	Captions such as ATR, PRICE, TICKS and BAR.
Values	The ATR numbers.
Gauge track and dividers	The empty part of the gauge and the vertical dividers.
Gauge: in range	Gauge color below 100 %.
Gauge: ATR used up	Gauge and percentage color from 100 %.

SAME THEMES ELSEWHERE
Fuse Bar Counter and **Fuse Latency Monitor** offer the same themes, so your boxes can match.

Futures trading involves substantial risk of loss. Past performance is not necessarily indicative of future results.

6

REFERENCE

Settings reference

Defaults for a new Fuse ATR. Groups appear in this alphabetical order in the **Properties** window.

SETTING	DEFAULT	WHAT IT DOES
APPEARANCE		
Box width (px)	150	Minimum width (80–600). The card grows to fit its content.
Font size (px)	14	Size of the values (8–48). Captions scale with it.
Bold values	On	Bold or regular values.
Gauge height (px)	6	Height of the gauge bar (2–20).
Corner radius (px)	14	Corner rounding. 0 = square. A low card gets a smaller radius.
Border width (px)	0	0 = no border. **Light** and **Contrast** draw at least 1 px.
ATR		
Period	14	Number of bars in the ATR (1–1000).
Smoothing	Wilder	**Wilder**, **Simple** or **Exponential**.
Include forming bar	Off	Off: ATR of completed bars. On: includes the bar being formed.
COLORS		
Color theme	Fuse	**Fuse**, **Light**, **Mono**, **Ocean**, **Contrast** or **Custom** (page 07).
Individual colors	Fuse palette	**Background**, **Border**, **Labels**, **Values**, **Gauge track and dividers**, **Gauge: in range**, **Gauge: ATR used up**. Used with **Custom** only.
CONTENT		
Layout	Compact	**Compact** or **Table**.
Show price / ticks / currency	On	Three switches: which values appear.
Show title	On	**Table** only: the title, e.g. ATR 14 · 1m.
Show column captions	On	**Table** only: PRICE / TICKS / currency code.
Show bar range gauge	On	The gauge under the values.
Show dividers	On	Vertical dividers between the values.
Decimal comma	Off	Shows 7,75 instead of 7.75.
POSITION		
Corner	BottomLeft	One of eight positions (page 06).
Offset X (px) / Offset Y (px)	12 / 20	Distance from the edge (−2000 to 2000).
Stack with other Fuse boxes	On	Line up with Bar Counter and Latency Monitor in the same corner.

How the ATR is calculated

SMOOTHING

Wilder (default) is the classic ATR calculation. **Simple** averages the True Range over **Period** bars; **Exponential** weights recent bars more. Both react faster than Wilder.

INCLUDE FORMING BAR

Off (default): the ATR uses completed bars only, so it holds steady while a bar forms. On: it includes the current bar and changes with every tick.

Futures trading involves substantial risk of loss. Past performance is not necessarily indicative of future results.

YOU'RE SET

Support & risk disclosure

That's Fuse ATR — import once, add it to a chart, and read the ATR and the bar range gauge at a glance.

Quick troubleshooting

Not in the indicator list	Restart NinjaTrader once so compilation completes, then check **Indicators → FuseSuite** again.
The card shows "—"	The chart has too little history. It needs at least **Period** + 1 bars.
No card on the chart	Check that at least one of **Show price**, **Show ticks**, **Show currency** is on (group **Content**). Fuse ATR also draws on the **main price panel** only.
Boxes overlap	The boxes are not in the same **Corner**, or **Stack with other Fuse boxes** is off.
The number changes with every tick	**Include forming bar** is on. Switch it off for the ATR of completed bars.

SUPPORT
Technical support: **fuseindicators@gmail.com**

Risk Disclosure

Futures and forex trading contains substantial risk and is not for every investor. An investor could potentially lose all or more than the initial investment. Risk capital is money that can be lost without jeopardizing one's financial security or lifestyle. Only risk capital should be used for trading and only those with sufficient risk capital should consider trading. Past performance is not necessarily indicative of future results.

Fuse ATR is a software tool for displaying information. It does not provide trading advice or signals, does not guarantee profits and cannot prevent losses. The ATR and the bar range gauge are calculated from past price data and do not predict future price movement. Values depend on your settings, platform, data and market conditions. You are solely responsible for your trading decisions and results.

Trademark

NinjaTrader® is a registered trademark of NinjaTrader Group, LLC. No NinjaTrader company has any affiliation with the owner, developer, or provider of the products or services described herein, or any interest, ownership or otherwise, in any such product or service, or endorses, recommends or approves any such product or service.

Fuse ATR version 1.0 · Guide rev. 1.0.1 · for NinjaTrader 8

Futures trading involves substantial risk of loss. Past performance is not necessarily indicative of future results.