COUNTDOWN · MINUTE, TICK & VOLUME

Fuse Bar Counter

Setup & User Guide

Everything you need to install, place and read the bar countdown on your chart — size, corner and offset, the color and sound alert.

Version 1.0 · rev 1.0.1 | NinjaTrader 8 Compatible | Free

WELCOME

Before you start

Fuse Bar Counter is a **chart indicator** for NinjaTrader 8 that shows a large countdown for the current bar — the remaining **time** on minute and second bars, the remaining **ticks** on tick bars and the remaining **volume** on volume bars. As the bar nears its end, the counter switches from a **Calm** to an **Urgent** color state. This guide walks you through installation, the display and every setting.

What you need

Platform	NinjaTrader 8 (latest stable release recommended). Works on live and simulation accounts. An active data connection is required.
Operating system	Windows 10 / 11. On Apple Silicon Macs, run NinjaTrader inside a Windows VM (Parallels / VMware).
Your license	None. Fuse Bar Counter is free — there is no license key and no activation step.

What's inside the download

A single NinjaScript add-on archive (**FuseBarCounter.zip**) plus this guide. You do **not** need to unzip the archive — NinjaTrader imports it directly.

THE 3-STEP SETUP

1 · Import the add-on → **2 · Add** it to a chart → **3 · Choose** size, corner and alert. About two minutes, once.

EVERYTHING IS YOURS TO SET

Size (three presets or your own width), corner and offset, every color, the Urgent thresholds, count up or down, frame width, the sound alert — all of it is adjustable in Properties and saved with your chart or template.

DISPLAY ONLY · SUPPORTED BAR TYPES

Fuse Bar Counter only draws on your chart. It does not place, modify or cancel orders and does not access your account. It supports Minute, Second, Tick and Volume bars; on other bar types (for example Range or Renko) it shows “Unsupported bar type”.

Futures trading involves substantial risk of loss. Past performance is not necessarily indicative of future results.

STEP ONE

1 Import the add-on

In NinjaTrader, open the Control Center and go to **Tools → Import → NinjaScript Add-On...**

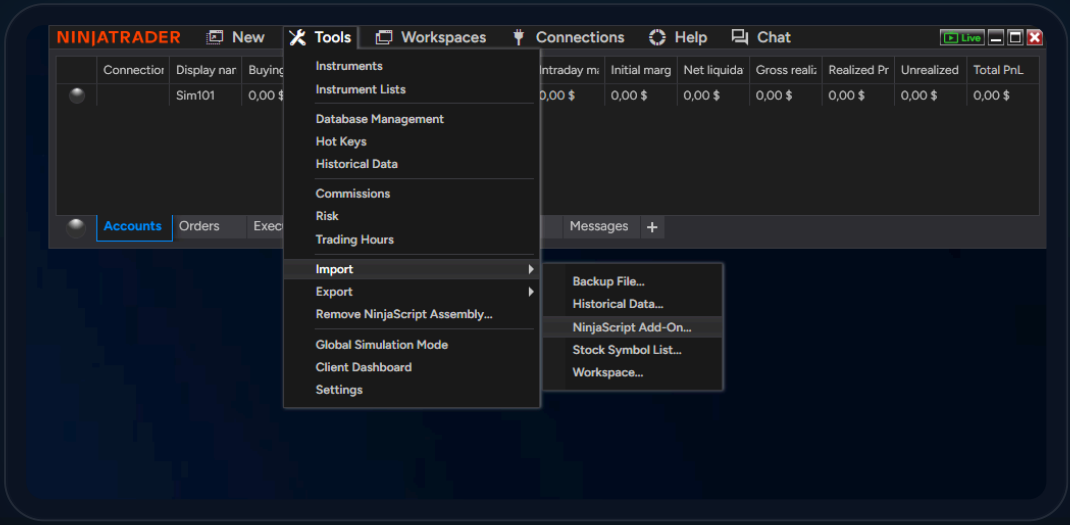

Tools → Import → NinjaScript Add-On... in the NinjaTrader Control Center

1 Select the archive

A Windows file window opens. Browse to your downloaded **FuseBarCounter.zip** and select it. Import starts immediately — you don't unzip it first.

2 Confirmation

NinjaTrader imports and compiles the add-on automatically, then confirms:

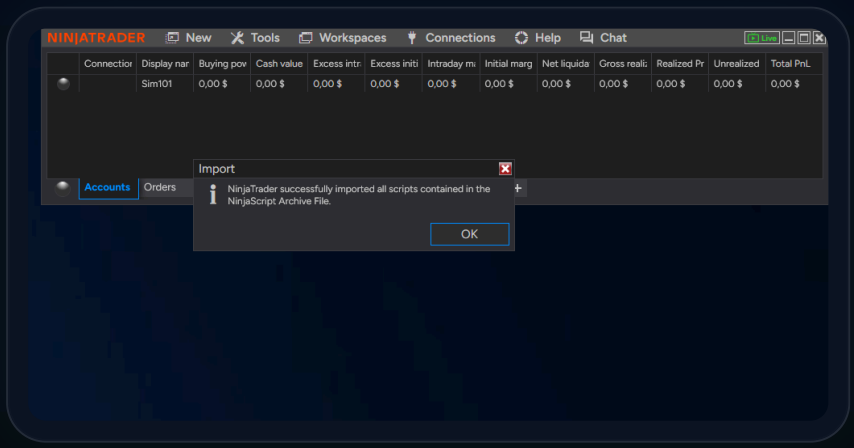

Success — **"NinjaTrader successfully imported all scripts"**. Click OK.

IMPORTANT

No manual compiling is required. If Fuse Bar Counter doesn't appear in the indicator list yet, simply restart NinjaTrader once — compilation finishes on startup.

Futures trading involves substantial risk of loss. Past performance is not necessarily indicative of future results.

2

STEP TWO

Add it to a chart

Open a chart for the instrument you trade (e.g. **NQ** or **MNQ**) using a **Minute, Second, Tick or Volume** bar type. Right-click the chart and choose **Indicators...**, then expand the **FuseSuite** folder and add **Fuse Bar Counter**.

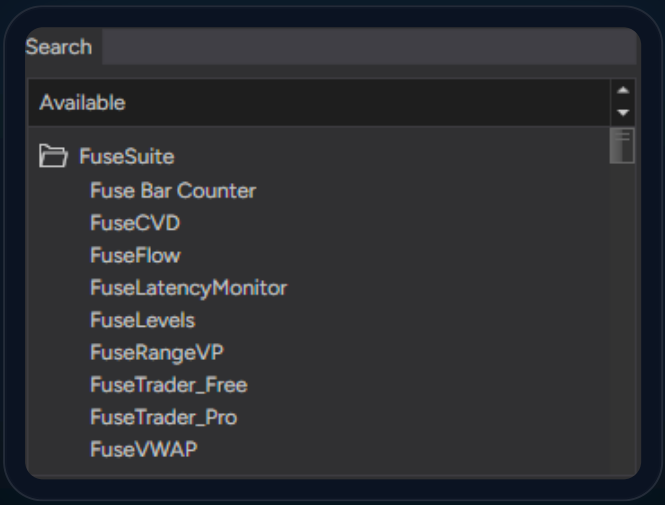

FuseSuite → **Fuse Bar Counter** in the Indicators dialog

1. **Open Indicators**
   Right-click the chart and choose **Indicators...**

2. **Pick Fuse Bar Counter**
   Under **FuseSuite**, double-click **Fuse Bar Counter** — it moves to Configured.

3. **Apply**
   Click **OK**. The counter appears in the chart corner and starts counting the current bar.

TIP

Save the chart as a template / workspace so Fuse Bar Counter loads with your size, corner and colors every time you open that chart.

NOTHING ON THE CHART?

The counter needs a connection that delivers live data for the instrument. If the chart uses a bar type other than Minute, Second, Tick or Volume, it shows “Unsupported bar type”.

You don't need to change anything in **Properties** to get started — the defaults place a Medium counter in the bottom-right corner. Every setting is listed on pages 9–10.

Futures trading involves substantial risk of loss. Past performance is not necessarily indicative of future results.

THE DISPLAY

What the counter shows

One counter, three kinds of bars. Whatever bar type the chart uses, the number means the same thing: **how much of the current bar is left**.



Minute, tick and volume bars — **Calm** and **Urgent** state

Minute / Second bars	Remaining time in the bar, e.g. **00:19** on a 30-second chart.
Tick bars	Remaining ticks until the bar completes, e.g. **11t** on a 100-tick chart.
Volume bars	Remaining volume until the bar completes, e.g. **238 vol** on a 1000-volume chart.
Progress bar	A thin bar under the digits shows how far the current bar has progressed. It can be hidden (page 9).
Count up	By default the counter counts **down**. Enable **Count up** in Thresholds to count up instead (page 10).

Futures trading involves substantial risk of loss. Past performance is not necessarily indicative of future results.

ALERTS · COLOR AND SOUND

Know when the bar is ending

Fuse Bar Counter can alert you in **two ways**: a **color alert** on the chart, and an optional **sound alert**.

Color alert — Calm → Urgent

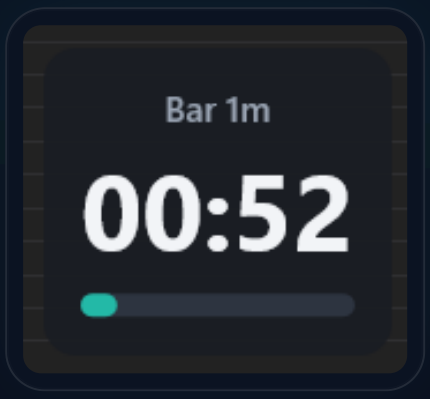

Calm — the default state



Urgent — the bar is nearly finished

Calm	Light digits with a teal bar on a dark box.
Urgent	Coral digits, a red bar and frame, and a red-tinted background.
Switches at	**10** seconds left on time bars · **12 %** left on tick and volume bars. Both thresholds are adjustable (page 10).
Turn it off	Untick **Enable Urgent state** if you don't want the color change (page 10).

Sound alert

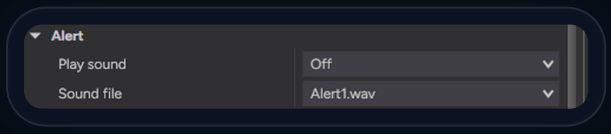

Alert group in Properties

Play sound is **Off** by default. Switch it on and the sound plays at the moment the counter changes from **Calm** to **Urgent**. Choose the file in **Sound file** (default **Alert1.wav**).

Sound files come from NinjaTrader's own sound list; the selection is saved with the chart or template.

Futures trading involves substantial risk of loss. Past performance is not necessarily indicative of future results.

S

THE DISPLAY · SIZE

Three sizes, or your own

Choose **Small**, **Medium** or **Large** under **Appearance** → **Size**. The default is **Medium**. Need something smaller or larger than the presets? Set your own size with **Box width** (below).



Small



Medium · default

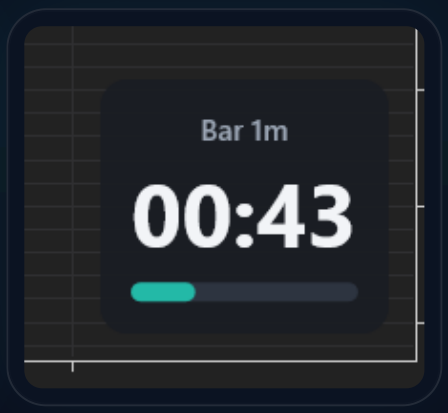

Large

Set your own size



Appearance group in Properties

Box width	150 px by default. Change it to make the counter smaller or larger than the presets.
Frame width	2 px.
Bold digits	On by default.
Interval label	Show or hide the label above the digits.
Progress bar	Show or hide it; set its height (10 px).

Futures trading involves substantial risk of loss. Past performance is not necessarily indicative of future results.

THE DISPLAY · POSITION

Corner and offset from the edge

Put the counter in any corner of the chart, then nudge it away from the edge with an **X / Y offset** in pixels. Defaults: **BottomRight**, offset **12 · 12**.

Corner	Which corner of the chart holds the counter. Default: **BottomRight**.
Offset X (px)	Distance from the left / right chart edge, in pixels. Default: **12**.
Offset Y (px)	Distance from the top / bottom chart edge, in pixels. Default: **12**.
Stack with other Fuse boxes	Line up with the other Fuse boxes in the same corner. Default: **On**.

Placement examples

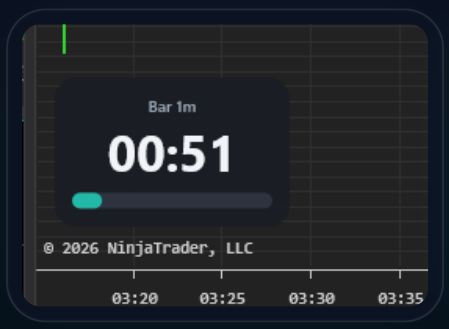

BottomLeft



TopLeft

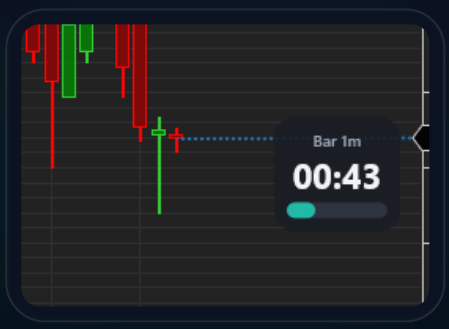

Custom position

Stacking with other Fuse boxes

Fuse Bar Counter, Fuse Latency Monitor and Fuse ATR can share one corner.

With **Stack with other Fuse boxes** on (default), boxes in the same corner of the same chart line up top to bottom in this order: Bar Counter, Latency Monitor, ATR.

They keep a 6 px gap and take the width of the widest box. Stacking also works in the bottom corners.



All three boxes stacked in the top-right corner

NOT STACKED BY DEFAULT

Each box starts in its own corner: Fuse ATR at the bottom left, Fuse Bar Counter at the bottom right and Fuse Latency Monitor at the top right. They do not stack out of the box. To stack them, set **Corner** to the same value on each indicator.

Futures trading involves substantial risk of loss. Past performance is not necessarily indicative of future results.

9

REFERENCE · PROPERTIES · 1 OF 2

Properties reference

Right-click the chart → **Indicators...** → **Fuse Bar Counter** → Properties. Defaults in **bold**.

Alert

Play sound	**Off** — switch on to play a sound when the counter changes from Calm to Urgent (page 6).
Sound file	**Alert1.wav** — the sound played at the Calm → Urgent change.

Appearance

Box width (px)	**150** — set your own size, beyond the three presets (page 7).
Frame width (px)	**2**
Size	**Medium** — preset: Small, Medium or Large (page 7).
Bold digits	**On**
Show interval label	**On** — the bar interval above the digits.
Show progress bar	**On** — thin bar under the digits.
Progress bar height (px)	**10**

Position

Corner	**BottomRight** — any corner of the chart (page 8).
Offset X (px)	**12** — distance from the left / right edge.
Offset Y (px)	**12** — distance from the top / bottom edge.
Stack with other Fuse boxes	**On** — line up with the other Fuse boxes in the same corner (page 8).

Futures trading involves substantial risk of loss. Past performance is not necessarily indicative of future results.

9

REFERENCE · PROPERTIES · 2 OF 2

Properties reference

Colors

Background	**#D814181F** — Calm background.
Label	**#FF9AA5B4** — interval label.
Text: Calm	**#FFF2F4F7**
Bar: Calm	**#FF1FB8A6**
Background: Urgent	**#F03A1F24**
Text: Urgent	**#FFFF7B80**
Bar and frame: Urgent	**#FFE5484D**
Progress bar track	**#FF2A313D**

Thresholds

Count up	**Off** — the counter counts down; on makes it count up.
Enable Urgent state	**On** — use the Urgent colors when a threshold below is reached.
Urgent: time bars (seconds left)	**10** — for minute and second bars.
Urgent: tick / volume bars (% left)	**12** — share of the bar that is left when Urgent starts.

SAVE IT ONCE

Set your size, corner, colors and alert, then save the chart as a template / workspace — every new chart opens with your counter ready. The Data Series, Setup and Visual groups are standard NinjaTrader settings and need no changes.

Futures trading involves substantial risk of loss. Past performance is not necessarily indicative of future results.

YOU'RE SET

Count it, read it, trade it

That's the whole indicator. Import once, add it to a chart once — and you can see at a glance how much of the bar is left.

It shows

- Time, ticks or volume left in the current bar.
- A progress bar for the bar.
- Settings you can adjust — size, position, colors, thresholds.
- A Calm and an Urgent color state.
- An optional sound at the Calm → Urgent change.

It does not

- Place, modify or cancel orders.
- Access your account.
- Give trading advice or signals.
- Work on other bar types such as Range or Renko.

Where things are saved

Counter settings	Saved with the chart / workspace, like any NinjaTrader indicator.
License	None — Fuse Bar Counter is free to use.

Quick troubleshooting

Not in the indicator list	Restart NinjaTrader once so compilation completes (page 3).
“Unsupported bar type”	Use a Minute, Second, Tick or Volume chart.
Boxes overlap	The boxes are not in the same **Corner**, or **Stack with other Fuse boxes** is off (page 8).
Can't see the counter	Check Corner and Offset X / Y (page 8) — the box may sit under other chart elements.
Never turns Urgent	Check that **Enable Urgent state** is on and the thresholds fit your bar size (page 10).
No sound	Set **Play sound** to on and pick a **Sound file** (page 6). The sound plays only at the Calm → Urgent change, so **Enable Urgent state** must be on. Check your Windows volume.

SUPPORT

Questions or feedback? Email **fuseindicators@gmail.com** — you'll hear back from the trader who built it.

Futures trading involves substantial risk of loss. Past performance is not necessarily indicative of future results.

IMPORTANT INFORMATION

Risk disclosure

Risk Disclosure

Futures and forex trading contains substantial risk and is not for every investor. An investor could potentially lose all or more than the initial investment. Risk capital is money that can be lost without jeopardizing one's financial security or lifestyle. Only risk capital should be used for trading and only those with sufficient risk capital should consider trading. Past performance is not necessarily indicative of future results.

Fuse Bar Counter is a software tool that displays information on your chart. It does not provide trading advice or signals, does not guarantee profits and cannot prevent losses. You are solely responsible for your trading decisions and results.

Screenshots

Screenshots and images in this guide are for illustration only. They show how the indicator looks and behaves on a chart; they do not show or imply trading results.

Trademark

NinjaTrader® is a registered trademark of NinjaTrader Group, LLC. No NinjaTrader company has any affiliation with the owner, developer, or provider of the products or services described herein, or any interest, ownership or otherwise, in any such product or service, or endorses, recommends or approves any such product or service.

Futures trading involves substantial risk of loss. Past performance is not necessarily indicative of future results.