CUMULATIVE DELTA FOR NINJATRADER 8 · FREE & PRO

# Fuse CVD

## Setup & User Guide

Everything you need to install and use the indicator — from import to divergences and colors. Free works right away; the 7-day Pro trial starts with one click, and Pro (swing divergence, color schemes, Sync) unlocks with a license key.

Version 1.2 · Guide rev. 1.2.1 | NinjaTrader 8 Compatible | Free + 7-day Pro trial

**Futures trading involves substantial risk of loss. See the Risk Disclosure on the last page.**

NinjaTrader® is a registered trademark of NinjaTrader Group, LLC. No NinjaTrader company has any affiliation with the owner, developer, or provider of the products or services described herein, or any interest, ownership or otherwise, in any such product or service, or endorses, recommends or approves any such product or service.

WELCOME

# Before you start

Fuse CVD is an indicator for NinjaTrader 8. It draws **cumulative delta (CVD)** — or the **delta of each single bar** — as candlesticks in its own panel under your price chart. It can flag single bars whose close disagrees with their own delta (**bar divergence dots**, Free), and in Pro it marks **swing divergences** between price and CVD with a line and a label.

## What you need

| | |
|---|---|
| **Platform** | NinjaTrader 8 (latest stable release recommended). Works with the data feeds NinjaTrader supports, on live and simulation accounts. |
| **Operating system** | Windows 10 / 11. On Apple Silicon Macs, run NinjaTrader inside a Windows VM (Parallels / VMware). |
| **Market data** | Tick data. Fuse CVD adds its own 1-tick data series: history without Tick Replay is classified by the tick rule, live bars use real bid / ask. On 15 min and higher, history comes from 1-minute bars (approximate). |
| **Where to get it** | Free: **fuseindicators.gumroad.com/l/fusecvdfree** · Pro: **fuseindicators.gumroad.com/l/fusecvd** (also via fuseindicators.com). |
| **What you download** | A single add-on archive, **FuseCVD_1.2.1.zip**, this guide and **Figtree-OFL.txt** (the label font's license). Free and Pro are the same installation. |

**THE 3-STEP SETUP**

**1 · Import** the add-on → **2 · Add** FuseCVD to a chart → **3 · Read** the panel and use the **CVD ▾** menu in its top-left corner.

**FREE, 7-DAY PRO TRIAL AND PRO IN ONE INSTALL**

Free works right after import — no license key. Start the **7-day Pro trial** with one click (page 12), or enter a license key in the license window — Pro unlocks on the spot, no restart, no reinstall. Pro features are marked PRO throughout this guide.

**PRIVACY**

Fuse CVD only displays information: it places no orders and does not touch your accounts or positions. The license is checked fully offline; starting the trial sends nothing, and the license window has no form that transmits data. **Buy Pro on Gumroad** only opens the product page in your browser (page 14).



Futures trading involves substantial risk of loss. Past performance is not necessarily indicative of future results.

1

SETUP

# Import & add to a chart

In NinjaTrader, open the Control Center and go to **Tools → Import → NinjaScript Add-On...** Browse to your downloaded **FuseCVD_1.2.1.zip** and select it. Import starts immediately — you don't unzip it first.

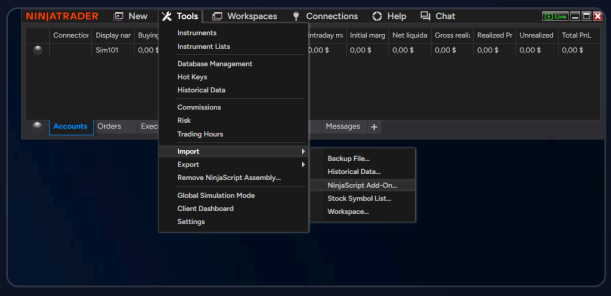


**Tools → Import → NinjaScript Add-On...**

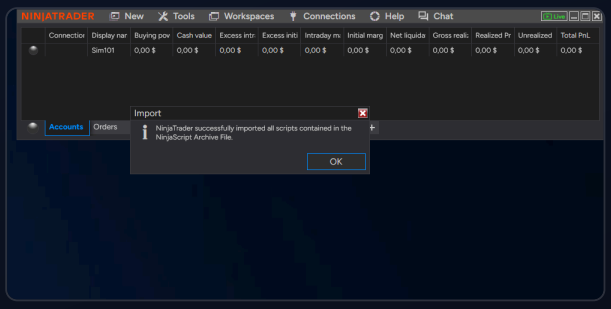


Success — click **OK**

**IMPORTANT**

NinjaTrader compiles the add-on automatically — no manual compiling. If FuseCVD doesn't appear in the indicator list yet, restart NinjaTrader once.

## Add it to a chart

1. **Open a chart**
   Open a chart for the instrument you trade (e.g. **NQ** or **MNQ**).
2. **Open Indicators**
   Right-click the chart → **Indicators...**
3. **Pick FuseCVD**
   Expand **FuseSuite** and double-click **FuseCVD**. It moves to Configured.
4. **Apply**
   Click **OK**. The CVD panel appears under the price chart, with a **CVD ▾** button in its top-left corner.

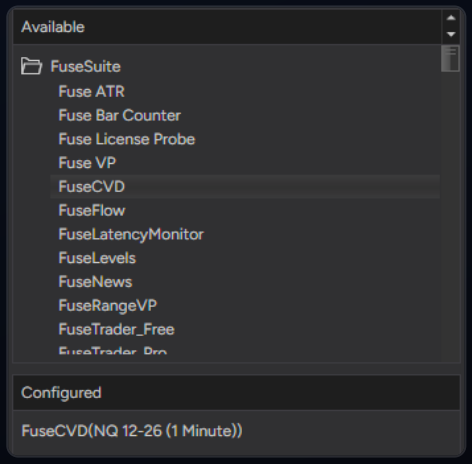


**FuseSuite → FuseCVD**

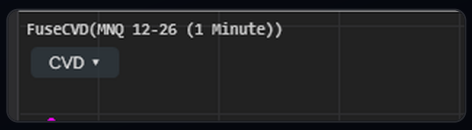


**CVD ▾** in the panel corner

**FIRST TIME ON THIS COMPUTER**

About a second and a half after Fuse CVD is first added to a chart, a **Welcome to Fuse CVD** window offers the free 7-day Pro trial (page 12). It appears once per computer — **Maybe later** closes it. In Free, the candle fill colors are copied from your price chart the first time; Pro starts with the Classic scheme.



Futures trading involves substantial risk of loss. Past performance is not necessarily indicative of future results.

2

ORIENTATION

# What the panel shows

Fuse CVD draws one candle for every bar of your price chart, in a panel under the price. **Delta** is the volume traded at the ask (buying) minus the volume traded at the bid (selling). The candles show how delta moves — in one of two modes.




Fuse CVD on an NQ chart — the price on top, the CVD panel below




**CVD** mode




**DeltaBar** mode

| | |
|---|---|
| **CVD** DEFAULT | Cumulative delta: the running total since the last reset. A candle opens where the previous bar closed and shows the high, low and close of the running total during the bar. |
| **DeltaBar** | The delta of each bar alone. Every bar starts at 0. Switch modes in **CVD ▾ → Mode**; swing divergence needs CVD mode (page 07). |

### When does CVD reset?

In CVD mode the running total starts again at 0 at the time you choose with **CVD Reset** (Properties → 1. Mode). Times follow the time zone set in NinjaTrader and adjust for daylight saving.

| | | | |
|---|---|---|---|
| **US_Open** | Default. 09:30 Eastern Time (cash open). | **Midnight** | 00:00 — a full calendar day. |
| **US_Globex** | 18:00 Eastern Time (new CME Globex day). | **Off** | No reset — one running total over all loaded bars. |
| **EU_Open** | 08:00 Central European Time. | | |


Futures trading involves substantial risk of loss. Past performance is not necessarily indicative of future results.

3

CONTROL

# The CVD ▾ button

The **CVD ▾** button in the top-left corner of the CVD panel is a **Fuse Button**: it follows your NinjaTrader skin, carries the Fuse logo and shows your edition on a small badge. One glance tells you whether Pro is unlocked.




FREE TRIAL 7d PRO

| BADGE | MEANING |
|---|---|
| **FREE** | No license and no running trial. Free features only; Pro items in the menu carry a PRO mark. |
| **TRIAL Nd** | The 7-day Pro trial is running; N is the number of whole days left (the badge reads **TRIAL <1d** on the last day). |
| **PRO** | A paid license key is active. |
| **★ PRO** | The 7-day trial has ended. Fuse CVD runs as Free — the badge is a quiet reminder instead of a window. |

## Other states of the button

| | |
|---|---|
| **Loading n%** | While history is calculated after a load, the button reads **Loading n %** with a thin teal progress bar along its bottom edge. It switches back when the history is done. |
| **CVD incomplete – press F5** | Some bars have no data and could not be rebuilt. The button gets an **amber outline**; click the chart and press F5 (page 17). |
| **No ON / OFF switch** | Unlike Fuse Levels, the CVD button has no ON / OFF state: the CVD panel is always drawn. Remove the indicator to hide it. |

**HIDE THE BADGE**

Don't want the badge? Switch off **Show edition badge** (Properties → 2. Appearance, on by default). The button gets narrower; everything else stays the same.

Click the button (or right-click it) to open the menu — next page.


Futures trading involves substantial risk of loss. Past performance is not necessarily indicative of future results.

4

CONTROL

# The CVD ▾ menu

Everything you change often is in one place: the **CVD ▾** button (page 05). Click it (or right-click it) to open the menu: **DIVERGENCE**, **CANDLES**, **COLORS** and the license rows. Changes apply at once, to the **active chart tab**.

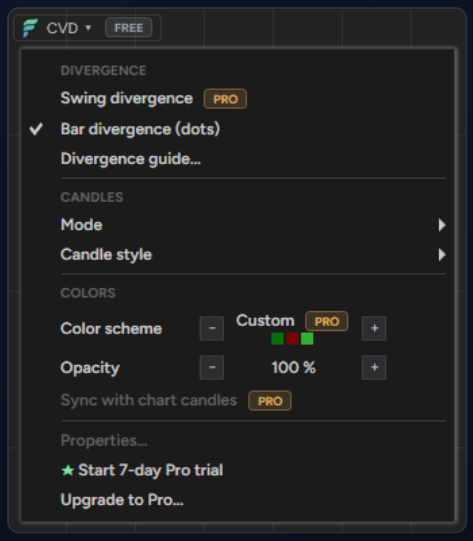


**Free**, trial not used yet — Pro items are marked

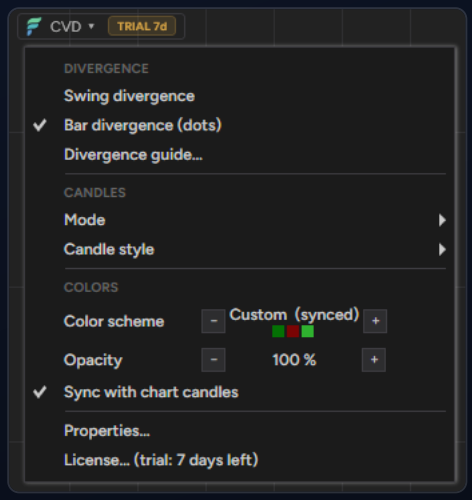


**During the trial** — every Pro item unlocked, **License... (trial: N days left)**

| ITEM | WHAT IT DOES |
|---|---|
| Swing divergence PRO | Swing lines and labels (page 07). CVD mode only. In Free it opens the license window. |
| Bar divergence (dots) | A dot on a bar that closes against its delta (page 09). |
| Divergence guide... | A window with the four divergence types (page 08). |
| Mode · Candle style | CVD or DeltaBar (page 04) · three candle styles (page 10). |
| Color scheme PRO | Step through the schemes with - and + (page 11). |
| Opacity | How strongly the candles are drawn, 10–100 % in steps of 10 (page 10). |
| Sync with chart candles PRO | Copies your price candles (page 11). |
| Properties... | Opens Indicators; Pro with the Custom scheme only (page 15). |
| ★ Start 7-day Pro trial | Free, while the trial is available: starts the trial at once (page 12). |
| Upgrade to Pro... · License... | The license window (page 14). During the trial: **License... (trial: N days left)**; after a used trial: ★ **Upgrade to Pro...** only. |

With several Fuse CVD panels on one chart, the menu says so — its settings apply to all of them. While history loads, the button reads **Loading n%**.


Futures trading involves substantial risk of loss. Past performance is not necessarily indicative of future results.

5

KEY FEATURE · PRO

# Swing divergence

**PRO FEATURE**

Swing divergence is part of Fuse CVD Pro (and of the 7-day trial). In Free the menu item carries a PRO mark and opens the license window; no swing lines or labels are drawn. Bar divergence dots (page 09) work in Free.

Swing divergence compares **two swing highs or two swing lows** on price with the **same two points on CVD**, like a line you would draw by hand. When price and CVD point in opposite directions — that is a divergence.




Swing divergence on the CVD panel — solid lines for regular divergence, dashed lines for hidden divergence

## The four types

| TYPE | PRICE · CVD | MEANING |
|---|---|---|
| **Short Div** | higher high · lower high | Buying is fading — price may turn down. |
| **Long Div** | lower low · higher low | Selling is fading — price may turn up. |
| **Short Hidden** | lower high · higher high | Buyers absorbed — downtrend likely continues. |
| **Long Hidden** | higher low · lower low | Sellers absorbed — uptrend likely continues. |

Line colors above are the Classic defaults: bearish magenta, bullish light blue. A color scheme (Pro) or Properties changes them.

**CONTEXT, NOT A SIGNAL**

A divergence shows that price and cumulative delta disagree. It does not predict direction and it is not an entry or exit signal. In Pro, switch it on or off in the menu with **Swing divergence**.


Futures trading involves substantial risk of loss. Past performance is not necessarily indicative of future results.

5

KEY FEATURE · PRO

# How the lines are drawn

| | |
|---|---|
| **Regular — solid line** | A reversal setup: Short Div (price higher high, CVD lower high) and Long Div (price lower low, CVD higher low). |
| **Hidden — dashed line** | A continuation setup: Short Hidden and Long Hidden. Switch it off with **Include Hidden Divergence**. |
| **Only clean pairs** | A pair of swings counts only when no bar between the two points pokes through the line — on price or on CVD. |
| **Chains are merged** | Divergences that follow each other are merged into one line with one label. One swing starts at most one line. |
| **CVD mode only** | Swing divergence compares cumulative CVD, so it is available in CVD mode only. |

## Hover for an explanation

Move the mouse over a label and a short tooltip explains it, for example over Long Hidden: “Hidden bullish: price makes a higher low, CVD a lower low. Uptrend likely continues.”

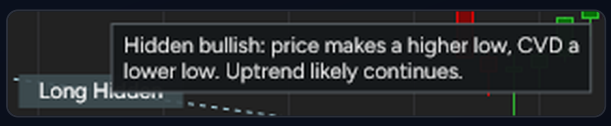


Tooltip over a divergence label

## Divergence guide...

The menu item opens a small window with all four types, their line style, the rule and the meaning.

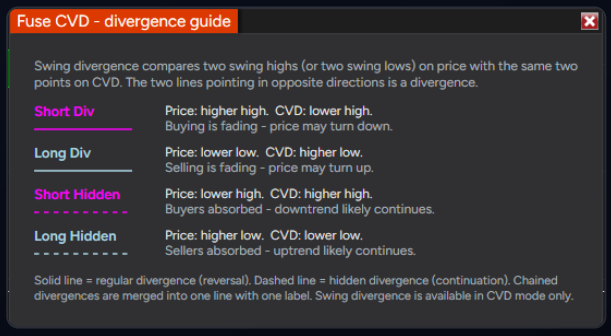


The Divergence guide window

## Settings PRO

| | |
|---|---|
| **Swing Strength (bars)** | **5** (1–30). A swing high / low must be the highest / lowest bar of this many bars on each side. Higher: fewer, clearer swings. |
| **Max Bars Between Swings** | **60** (5–500). The two compared swings may be at most this many bars apart. |
| **Include Hidden Divergence** | **On**. Also marks hidden (dashed) divergences. |
| **Line Offset (px)** | **8** (0–40). Distance between the line ends and the candle's high / low. |

**WHY A LINE APPEARS WITH A DELAY**

A swing is confirmed only after Swing Strength bars have closed on each side of it. A divergence line therefore appears that many bars after the swing.



Futures trading involves substantial risk of loss. Past performance is not necessarily indicative of future results.

SINGLE BARS

# 6 Bar divergence (dots)

A fast, single-bar check, independent of the swing divergence. A dot marks a bar whose close disagrees with its own delta:

| | |
|---|---|
| **Dot above** | The bar closed **up** while its delta was **negative** (net selling). |
| **Dot below** | The bar closed **down** while its delta was **positive** (net buying). |

Switch it on with **Bar divergence (dots)** in the menu (property **Bar Delta Divergence**, off by default). The dot colors follow the bullish / bearish divergence colors. Free and Pro.




Bar divergence dots on the CVD panel — magenta dots above bars, light-blue dots below



Dots above bars: closed up on negative delta



Dots above and below bars

**READING THE DOTS**

A dot is a warning about one bar, not a signal on its own: the price closed one way while the order flow inside the bar pointed the other way. In Pro, use it together with the swing divergence lines.


Futures trading involves substantial risk of loss. Past performance is not necessarily indicative of future results.

7

APPEARANCE

# Candle styles & your colors

Pick a style in the menu under **Candle style** (Properties → 1. Mode → Candle Style). The default is **Filled With Neutral Wick**. All three styles are in Free.



Bright Outlines

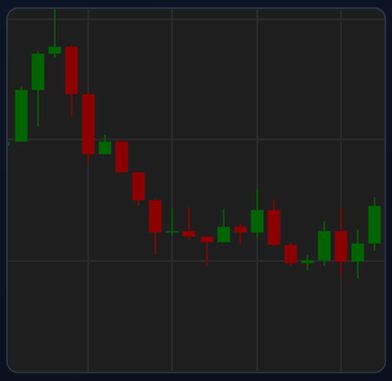

Solid Color

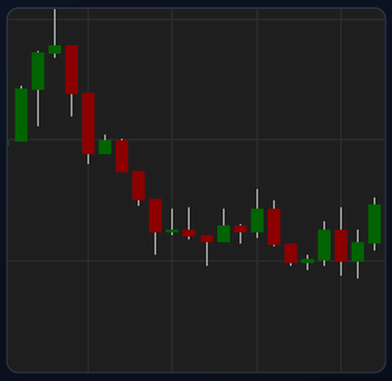

Filled With Neutral Wick

| | |
|---|---|
| **Bright Outlines** | A filled body plus a separate, brighter outline and wick color for each direction. |
| **Solid Color** | A flat filled candle; the wick matches the body. |
| **Filled With Neutral Wick** | A filled body in the direction color, with the wick in its own fixed color (silver by default). |

### Your own colors — Free

In Free you set the colors by hand, once: right-click the chart → **Indicators...** → FuseCVD → Properties (page 15), group **2. Appearance**.

| | |
|---|---|
| **Fill Up / Fill Down** | Body color of up and down candles. In Free they are copied from your price chart the first time you add the indicator. |
| **Bright Up / Bright Down** | Outline and wick color for the Bright Outlines style. |
| **Neutral Wick Color · Doji Color** | Wick color for Filled With Neutral Wick (silver) · color of a bar that opens and closes at the same value (gray). |
| **Wick Thickness** | 1 to 10 px. Default 1. |
| **Opacity %** | 10 to 100, default 100. Lower = more transparent candles; works with every style and scheme. Also in the menu (CVD ▾ → Opacity). Divergence lines, labels and dots always stay fully visible. |

The divergence colors (group 3. Divergence) are set the same way. Ready-made schemes and Sync with chart candles are Pro (next page).


Futures trading involves substantial risk of loss. Past performance is not necessarily indicative of future results.

8

PRO

# Color schemes & Sync

Two Pro features change the look of the whole panel with one click. Both are in the **CVD ▾** menu, under COLORS.

## Color schemes PRO

A scheme sets Fill Up / Down, Bright Up / Down and the divergence colors (lines, labels and dots) together. Doji Color and Neutral Wick Color stay as you set them. Step through the schemes with − and + on the Color scheme row; the menu stays open while you look.



Deep Heat Mono

| SCHEME | FILL UP · FILL DOWN · BRIGHT UP · BRIGHT DOWN | BULLISH · BEARISH DIV. |
|---|---|---|
| Classic | | |
| Deep | | |
| Subtle | | |
| Vibrant | | |
| Aqua | | |
| Heat | | |
| Signal | | |
| Mono | | |
| Custom | Keeps your own colors and unlocks **Properties...** in the menu, where you edit every color. | |

## Sync with chart candles PRO

With **Sync with chart candles** on, the CVD candles become a visual copy of your price candles: colors, hollow or filled, outline, wick, width and opacity. It keeps following the chart. Sync overrides the color scheme while it is on; switch it off and your previous colors come back.



Sync on — the panel copies the price candles



Futures trading involves substantial risk of loss. Past performance is not necessarily indicative of future results.

7-DAY PRO TRIAL

# Try Pro free · 1 of 2

Try **every Pro feature free for 7 days**. One click starts it: **no e-mail, no license key, no card**, nothing to download. It never turns into a purchase by itself.

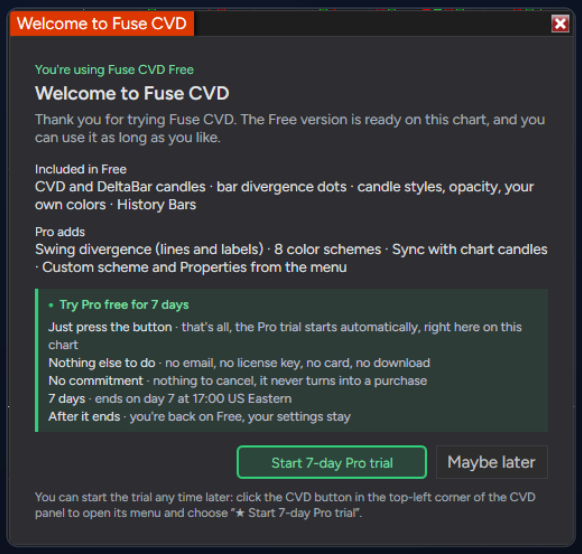


The **Welcome to Fuse CVD** window

## Three ways to start

1. **The welcome window**
   Opens once per computer, the first time Fuse CVD is added to a chart (Free only). Click **Start 7-day Pro trial** (or **Maybe later**).

2. **The CVD ▾ menu**
   Click **CVD ▾** in the top-left corner of the CVD panel → **★ Start 7-day Pro trial**.

3. **The license window**
   **CVD ▾** → **Upgrade to Pro...** → green box **Try Pro free for 7 days** → click the button of the same name.

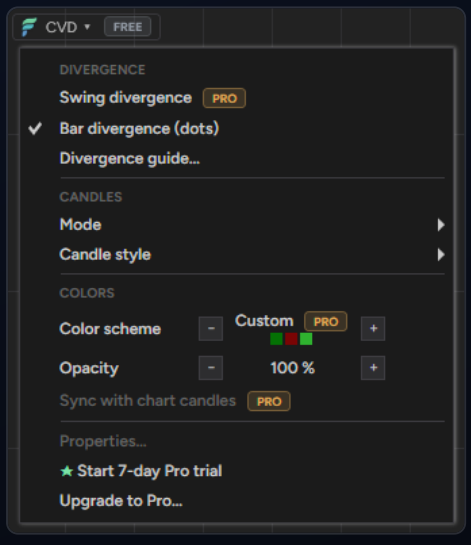


Menu in Free: **★ Start 7-day Pro trial** and **Upgrade to Pro...**

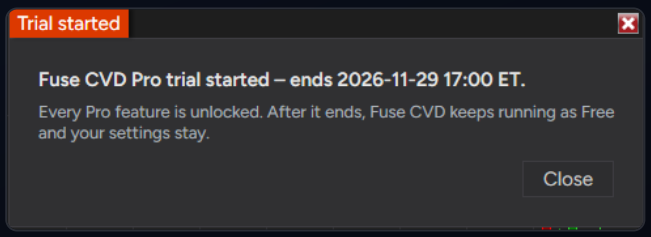


After the click: **Trial started** — closes by itself after about 12 seconds

Pro unlocks at once — no restart. The message shows when it ends: **day 7 at 17:00 US Eastern (ET)**.

### WHAT THE WELCOME WINDOW LISTS

**Free**: CVD and DeltaBar candles, bar divergence dots, candle styles, opacity, your own colors, History Bars. **Pro adds**: swing divergence (lines and labels), 8 color schemes, Sync with chart candles, Custom scheme and Properties from the menu.



Futures trading involves substantial risk of loss. Past performance is not necessarily indicative of future results.

7-DAY PRO TRIAL

# Try Pro free · 2 of 2

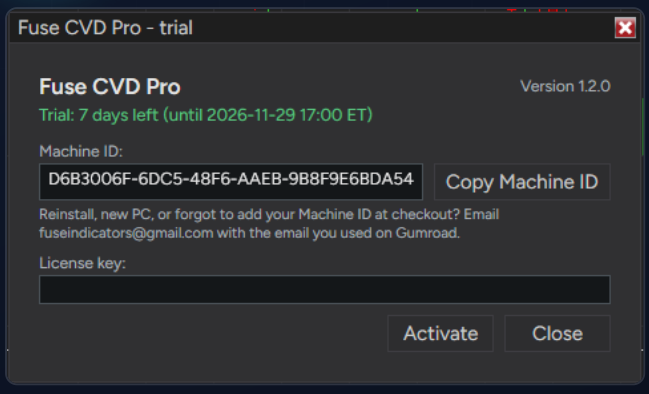


The license window right after the start — **Fuse CVD Pro - trial**

- **While it runs**
  Everything marked PRO works. The menu shows **License... (trial: N days left)**; the license window shows **Trial: N days left (until yyyy-MM-dd 17:00 ET)**.
- **After 7 days**
  On day 7 at 17:00 US Eastern Pro locks again. Fuse CVD keeps running as **Free** and **all your settings stay**.
- **One trial per computer**
  A trial you already used is not renewed. If you never started one, you can still start it later.
- **A license key wins**
  Enter a paid license key during the trial and the trial is replaced at once. **Remove license** while the trial still runs: the trial continues.

## When the trial ends

| | |
|---|---|
| **Window** | Once, a window **"Your Fuse CVD Pro trial has ended."** with **Get lifetime license**, **Enter license key** and **Close**. |
| **Button and menu** | The button badge turns to ★ **PRO**; the menu shows ★ **Upgrade to Pro...** and the trial can no longer be started. |
| **License window** | Reads **"Your 7-day Pro trial ended on yyyy-MM-dd."** |
| **Your settings** | Kept. Swing lines, schemes and Sync wait until Pro is unlocked again. |

**WORKS OFFLINE**

The trial is checked on your computer by its clock — no account and no sign-in. It is tied to this computer (**fuse_cvd_trial.txt** in Documents\NinjaTrader 8\FuseSuite); do not edit that file, an edited trial file ends the trial.

**NO PROMISES**

The trial shows what Fuse CVD Pro does. It does not guarantee any trading result.


Futures trading involves substantial risk of loss. Past performance is not necessarily indicative of future results.

9

FREE & PRO

# Free, Pro & the license

| FEATURE | FREE | PRO |
|---|---|---|
| CVD and DeltaBar candles, CVD Reset, History Bars | ✓ | ✓ |
| Bar divergence (dots) | ✓ | ✓ |
| Three candle styles, your own colors, Opacity | ✓ | ✓ |
| Swing divergence (lines and labels, hidden divergence, tooltip) — CVD mode | – | ✓ |
| 8 color schemes, Custom scheme and Properties… in the menu | – | ✓ |
| Sync with chart candles | – | ✓ |
| **Try Pro free for 7 days** — one click, no e-mail, no key (page 12) | ✓ | – |

Free and Pro are one installation. A license key turns Free into Pro immediately — no restart, no reinstall. **CVD ▾ → Upgrade to Pro…** (no license yet) or **License…** (trial or paid) opens one window for all three states.

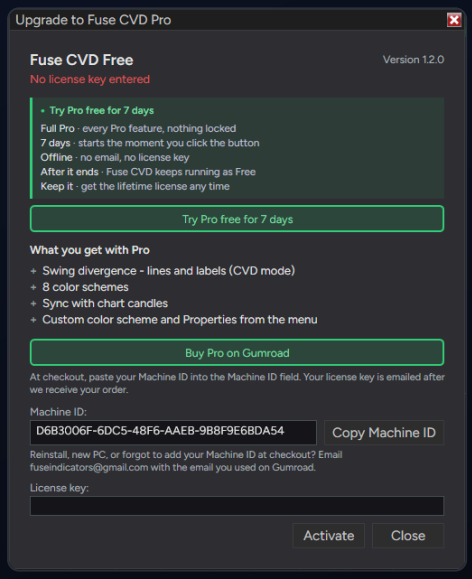


**Upgrade to Fuse CVD Pro** (Free): trial box, **Buy Pro on Gumroad**, Machine ID and license key. The Machine ID shown is of a test computer.

1. **Copy your Machine ID**
   In the license window click **Copy Machine ID** (the field above the license key).
2. **Buy Pro on Gumroad**
   Click **Buy Pro on Gumroad** (it opens **fuseindicators.gumroad.com/l/fusecvd** in your browser) and **paste the Machine ID** into the Machine ID field at checkout.
3. **Wait for your key**
   Your license key is e-mailed after we receive your order.
4. **Paste the key and Activate**
   Paste it into **License key** and click **Activate**. The status turns green (**Valid until …**); a running trial is replaced.

| | |
|---|---|
| **Paid** | **Fuse CVD Pro - license** · Valid until … with **Remove license** (asks for confirmation, then Free). A wrong key never removes your current license. |
| **Forgot the Machine ID at checkout** | No problem: e-mail **fuseindicators@gmail.com** with the e-mail address you used on Gumroad (and the Machine ID, **Copy Machine ID**). |
| **New PC or reinstall** | A license is tied to one computer. New PC or Windows reinstall? E-mail **fuseindicators@gmail.com** with the e-mail you used on Gumroad and your new Machine ID. |



Futures trading involves substantial risk of loss. Past performance is not necessarily indicative of future results.

10

REFERENCE

# The Properties window

Every setting that is not in the menu lives in the Properties window. Open it from the chart: right-click → **Indicators...** → select **FuseCVD** in Configured. In Pro with the Custom scheme you can also use **CVD ▾** → **Properties...**

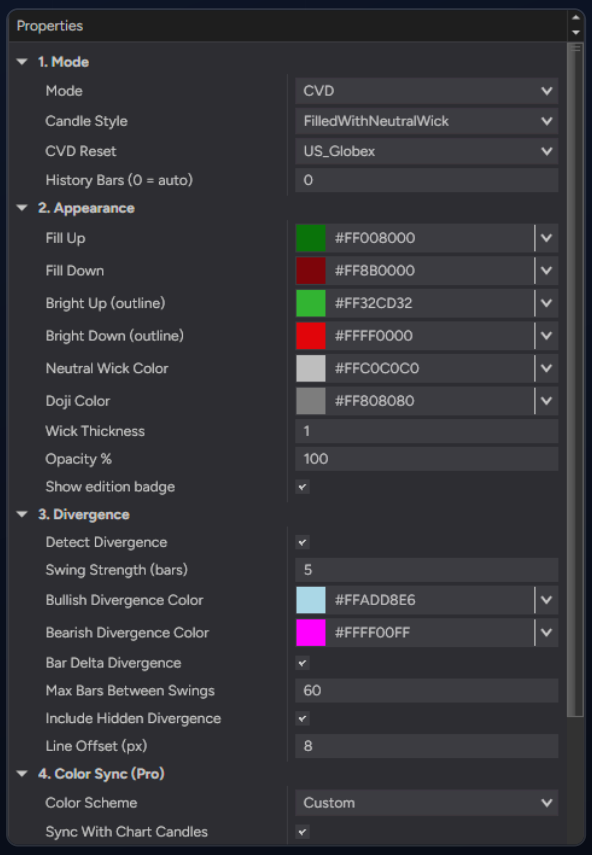


Properties — four groups: 1. Mode, 2. Appearance, 3. Divergence, 4. Color Sync (Pro)

1 **Mode**
Mode, Candle Style, when the CVD resets and History Bars.

2 **Appearance**
Candle colors, wick thickness, Opacity % and Show edition badge.

3 **Divergence**
Bar divergence, divergence colors, and (Pro) swing detection, hidden divergence and line offset.

4 **Color Sync (Pro)**
Color Scheme and Sync With Chart Candles. In Free they have no effect.

**MENU AND PROPERTIES: SAME SETTINGS, TWO NAMES**

Swing divergence = Detect Divergence · Bar divergence (dots) = Bar Delta Divergence · Opacity = Opacity % · (button badge) = Show edition badge · Color scheme = Color Scheme · Sync with chart candles = Sync With Chart Candles.

**TEMPLATES**

Settings are saved with the chart, workspace or template, like any NinjaTrader indicator.


Futures trading involves substantial risk of loss. Past performance is not necessarily indicative of future results.

11

REFERENCE

# Settings reference

Defaults for a new Fuse CVD. Groups appear in this order in the Properties window.

| SETTING | DEFAULT | WHAT IT DOES |
|---|---|---|
| **1. MODE** | | |
| Mode | CVD | CVD (cumulative) or DeltaBar (each bar from 0). Also in the menu. |
| Candle Style | Neutral Wick | Bright Outlines, Solid Color or Filled With Neutral Wick. Also in the menu. |
| History Bars | 0 (auto) | Bars calculated at load; 0 = auto by timeframe (about 400 on 1 min, 250 on 2–5, 150 on 6–15, 100 on 16–60, 60 above). Fewer = faster. |
| CVD Reset | US_Open | When CVD returns to 0: Off, Midnight, US_Open (09:30 ET), US_Globex, EU_Open. |
| **2. APPEARANCE** | | |
| Fill Up / Fill Down | Chart colors | Body colors. Free: copied from your chart on first load. Pro: set by the scheme. |
| Bright Up / Down (outline) | LimeGreen / Red | Outline and wick colors for the Bright Outlines style. |
| Neutral Wick Color | Silver | Wick color for Filled With Neutral Wick. |
| Doji Color | Gray | Color of a bar with open = close. |
| Wick Thickness | 1 | Wick and outline width, 1–10 px. |
| Opacity % | 100 | How strongly the candles are drawn, 10–100. Also in the menu. |
| Show edition badge | On | The FREE / TRIAL / PRO badge on the CVD ▾ button. Off: the button is narrower. |
| **3. DIVERGENCE** | | |
| Detect Divergence | On | Pro. Swing lines and labels (CVD mode). Free: not drawn. |
| Swing Strength (bars) | 5 | Bars on each side that confirm a swing, 1–30. |
| Bullish / Bearish color | LightBlue / Magenta | Line, label and dot colors. Pro schemes set them. |
| Bar Delta Divergence | Off | Dots on bars whose close disagrees with their delta. Also in the menu. |
| Max Bars Between Swings | 60 | Largest distance between the two compared swings, 5–500. |
| Include Hidden Divergence | On | Also marks hidden (dashed) divergences. |
| Line Offset (px) | 8 | Distance of the line ends from the candle, 0–40. |
| **4. COLOR SYNC (PRO)** | | |
| Color Scheme | Classic | 8 schemes or Custom. Pro. Also in the menu. |
| Sync With Chart Candles | Off | Panel copies the price candles. Pro. |


Futures trading involves substantial risk of loss. Past performance is not necessarily indicative of future results.

12

HELP

# Panel empty after switching?

After you switch the **instrument**, the **timeframe** or the **chart tab**, Fuse CVD reloads its data. In 1.2 the panel is never left silently empty: if data is missing, it tells you, and it repairs itself where it can.

## What the panel can say

| MESSAGE | WHAT IT MEANS · WHAT TO DO |
|---|---|
| `Loading n%` on the button | History is being calculated after a load. It switches back to **CVD ▾** when done — just wait. |
| `CVD is rebuilding...` | Most of the visible bars have no data yet. Fuse CVD rebuilds them from the tick data it already has. The message disappears by itself as soon as the data is there. |
| `CVD data missing – press F5 to reload` | The rebuild did not work. Click the chart and press `F5` (NinjaTrader's Reload NinjaScript). The **CVD ▾** button shows the same state: **CVD incomplete – press F5**. |

## What Fuse CVD repairs by itself

- **Small holes**
  Small gaps in the visible bars are filled in automatically from the tick data already in memory — no action needed.
- **A tab that is not on screen**
  A chart tab you are not looking at (for example a 1 min and a 5 min tab in one window) keeps counting. Every closed bar is checked against the bar's own volume; a bar with missing ticks is recalculated from the 1-tick data (1-minute data on 15 min and higher), and the later CVD values are corrected.
- **Values that continue**
  After such a recalculation the CVD candles still continue from the previous close (within a session), and live ticks are counted exactly once.
- **Menu per tab**
  The **CVD ▾** menu and its settings apply to the active chart tab only.

**IF THE PANEL IS STILL EMPTY**

Press `F5` on the chart (Reload NinjaScript). That reloads Fuse CVD with fresh data and keeps your settings. If it happens again, write to **fuseindicators@gmail.com** with the instrument, the timeframe and what you switched.



Futures trading involves substantial risk of loss. Past performance is not necessarily indicative of future results.

YOU'RE SET

# Quick troubleshooting

Quick answers. Trial and license questions are on the next page.

| | |
|---|---|
| **Not in the indicator list** | Restart NinjaTrader once so compilation completes, then check Indicators → FuseSuite again. |
| **No CVD ▾ button** | It sits in the top-left corner of the CVD panel. Check that FuseCVD is listed under Configured in the Indicators window. |
| **Panel empty or not drawn after switching** | See page 17. Wait for **CVD is rebuilding...**; if the panel says **press F5**, click the chart and press `F5`. |
| **Swing divergence is greyed out / marked PRO** | Swing divergence is a Pro feature (it opens the license window in Free) and works in CVD mode only. In Pro, switch Mode to CVD. |
| **No divergence lines** | Swing lines are Pro only; in Free you get the bar divergence dots. In Pro, check Swing divergence is on. Lines need a confirmed swing and appear Swing Strength bars later; try a lower Swing Strength or a higher Max Bars Between Swings. |
| **Color scheme doesn't change** | Schemes are Pro. In Free the row only previews the names. If Sync with chart candles is on, it overrides the scheme. |
| **History differs from live** | Without Tick Replay history uses the tick rule; on 15 min+ it comes from 1-minute bars. Live bars use real bid / ask. |
| **Older bars are empty** | History Bars (0 = auto) calculates only the latest bars at load. Raise it in Properties → 1. Mode if you need more. |
| **No "Start 7-day Pro trial" in the menu** | The trial was already used on this computer — the menu shows ★ **Upgrade to Pro...**. One trial per computer. |
| **No badge on the button** | **Show edition badge** is off (Properties → 2. Appearance). Switch it on (page 05). |
| **License key rejected** | **License key is for a different machine**: e-mail us your Machine ID from this computer (page 14). **Key is for a different product**: the key belongs to another Fuse indicator. A wrong key never removes your current license. |

**SUPPORT**

Questions, a new Machine ID, or feedback? Email **fuseindicators@gmail.com**. More at **fuseindicators.com**.


Futures trading involves substantial risk of loss. Past performance is not necessarily indicative of future results.

YOU'RE SET

# FAQ & what's new

| | |
|---|---|
| **Can I try Pro first?** | Yes. ★ **Start 7-day Pro trial** in the CVD ▾ menu (or the welcome window, or the license window) unlocks every Pro feature for 7 days — one click, no e-mail, no license key, no card (page 12). |
| **What happens after 7 days?** | On day 7 at 17:00 US Eastern Pro locks again. Fuse CVD keeps running as Free and your settings stay. A window says the trial has ended, once. Nothing is charged — there is nothing to cancel. |
| **Can I get a second trial?** | No — one trial per computer. A trial you never started can still be started later. |
| **How do I get a license key?** | Buy Fuse CVD Pro at **fuseindicators.gumroad.com/l/fusecvd**, then **CVD ▾ → Upgrade to Pro...** (or License...) → **Buy Pro on Gumroad**, and paste your Machine ID at checkout. The key comes by e-mail; paste it into **License key** and click **Activate** (page 14). |
| **I entered a license key during the trial** | The key replaces the trial immediately. Remove license while the trial still runs: the trial continues. |
| **Does the trial need an internet connection?** | No. It runs offline by your computer's clock. Fuse CVD itself sends nothing; **Buy Pro on Gumroad** only opens the product page in your browser. |
| **The panel was empty after I switched charts** | Fuse CVD now tells you ("CVD is rebuilding..." or "CVD data missing – press F5 to reload") and fills small holes by itself; F5 on the chart reloads it (page 17). |

### VERSION 1.2.1 · CHANGES IN THIS REVISION

**New:** the **CVD ▾** button is now a Fuse Button with the Fuse logo and an edition badge (FREE / TRIAL Nd / PRO / ★ PRO, switch it off with **Show edition badge**); the **7-day Pro trial** with one click (welcome window, menu, license window); the license window with **Buy Pro on Gumroad** (paste your Machine ID at checkout) and a line for reinstall / new PC; Remove license asks for confirmation in a Fuse window. **Fixed:** the panel is no longer left empty after switching instrument, timeframe or chart tab (it shows "CVD is rebuilding..." or "press F5", and small holes fill in by themselves); a chart tab that is not on screen no longer loses live ticks (closed bars are checked against the bar volume and rebuilt from tick data); live ticks are counted once; CVD values continue correctly after a rebuild. Calculation and drawing are otherwise unchanged.

Your installed version is shown in the license window. The full list of changes is in the changelog that comes with the download.



Futures trading involves substantial risk of loss. Past performance is not necessarily indicative of future results.

LEGAL

# Risk disclosure

Futures and forex trading contains substantial risk and is not for every investor. An investor could potentially lose all or more than the initial investment. Risk capital is money that can be lost without jeopardizing one's financial security or lifestyle. Only risk capital should be used for trading and only those with sufficient risk capital should consider trading. Past performance is not necessarily indicative of future results.

Fuse CVD is a software tool for displaying information. It does not provide trading advice or signals, does not place orders, does not guarantee profits and cannot prevent losses. Cumulative delta, bar delta and divergences are calculated from past trade data and do not predict future price movement. Values depend on your settings, platform, data and market conditions. The 7-day Pro trial shows what Pro does and does not guarantee any trading result. You are solely responsible for your trading decisions and results.

Screenshots show a simulated account or historical data and are for illustration only. Any profit or loss shown is hypothetical. Hypothetical performance results have many inherent limitations. No representation is being made that any account will or is likely to achieve profits or losses similar to those shown; in fact, there are frequently sharp differences between hypothetical performance results and the actual results subsequently achieved by any particular trading program. Hypothetical trading does not involve financial risk, and no hypothetical trading record can completely account for the impact of financial risk of actual trading.

NinjaTrader® is a registered trademark of NinjaTrader Group, LLC. No NinjaTrader company has any affiliation with the owner, developer, or provider of the products or services described herein, or any interest, ownership or otherwise, in any such product or service, or endorses, recommends or approves any such product or service.