ECONOMIC CALENDAR · ONE BUTTON

Fuse News

Setup & User Guide

Everything you need to install, switch on and read the economic calendar on your chart — news lines, the agenda, the warning before High-impact news, text size and theme, the 7-day Pro trial and the Pro trading lock.

Version 1.1 · Guide rev. 1.1.0

NinjaTrader 8 Compatible

Futures trading involves substantial risk of loss. See the Risk Disclosure on the last page.

NinjaTrader® is a registered trademark of NinjaTrader Group, LLC. No NinjaTrader company has any affiliation with the owner, developer, or provider of the products or services described herein, or any interest, ownership or otherwise, in any such product or service, or endorses, recommends or approves any such product or service.

WELCOME

Before you start

Fuse News is an **overlay indicator** for NinjaTrader 8 that puts today's economic calendar on your chart: vertical lines with event labels, an agenda with countdowns and a warning card before High-impact news. Pro can also **disable the Chart Trader entry buttons** around the news. Everything is controlled from **one button** in the chart's toolbar and its right-click menu — there is nothing to set in the indicator properties.

What you need

Platform	NinjaTrader 8 (latest stable release recommended). Works on live and simulation accounts.
Operating system	Windows 10 / 11. On Apple Silicon Macs, run NinjaTrader inside a Windows VM (Parallels / VMware).
Internet	The calendar is downloaded in the background, so the PC needs an internet connection. Without it Fuse News shows the last saved calendar.
Your license	Only needed to keep Pro for good. Free works right after install, and the 7-day Pro trial starts with one click — no e-mail, no license key.

What's inside the download

A single NinjaScript add-on archive (**FuseNews_1.1.zip**), this guide and **Figtree-OFL.txt**, the license of the label font. You do **not** unzip the archive — NinjaTrader imports it directly.

THE 3-STEP SETUP

1 · Import the add-on → **2 · Add** it to a chart → **3 · Look** at the **News** button — it starts ON. About two minutes, once.

FREE, 7-DAY PRO TRIAL AND PRO IN ONE INSTALL

One download. It runs as **Free**. Start the **7-day Pro trial** with one click (page 16), or enter a license key in the button's menu — Pro unlocks on the spot, no restart, no reinstall. Pro features are marked PRO throughout this guide. **Text size** and **Theme** are available in Free and Pro.

PRIVACY

Your license is tied to your computer's Machine ID and checked fully offline. Keep your key private. Starting the trial sends nothing. Nothing is sent from your computer unless you click **Send activation request** yourself (page 18).

Futures trading involves substantial risk of loss. Past performance is not necessarily indicative of future results.

STEP ONE

1 Import the add-on

In NinjaTrader, open the Control Center and go to **Tools → Import → NinjaScript Add-On...**

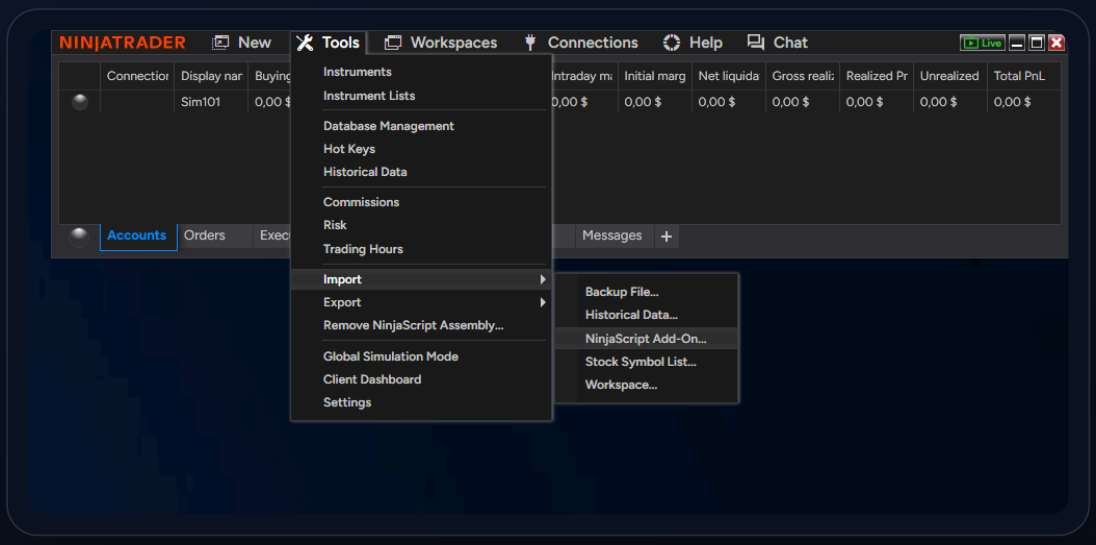

Tools → Import → NinjaScript Add-On... in the NinjaTrader Control Center

1 **Select the archive**

A Windows file window opens. Browse to your downloaded **FuseNews_1.1.zip** and select it. Import starts immediately — no unzipping.

2 **Confirmation**

NinjaTrader imports and compiles the add-on automatically, then confirms:

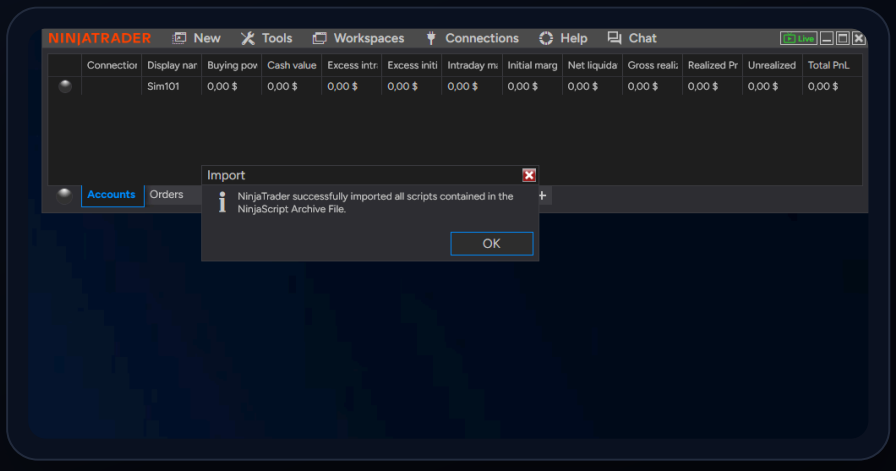

Success — **"NinjaTrader successfully imported all scripts"**. Click OK.

IMPORTANT

No manual compiling is required. If FuseNews doesn't appear in the indicator list yet, restart NinjaTrader once — compilation finishes on startup.

Futures trading involves substantial risk of loss. Past performance is not necessarily indicative of future results.

STEP TWO

2 Add it to a chart

Open a chart for the instrument you trade (e.g. **NQ** or **MNQ**). Right-click the chart, choose **Indicators...**, expand the **FuseSuite** folder and add **FuseNews**.

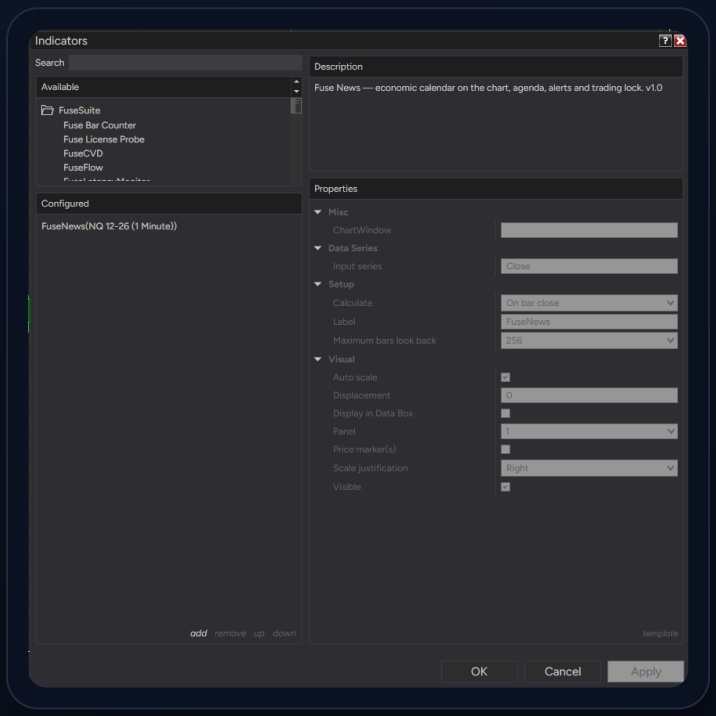

FuseSuite → **FuseNews** in the Indicators dialog

1. **Open Indicators**
   Right-click the chart and choose **Indicators...**

2. **Pick Fuse News**
   Under **FuseSuite**, double-click **FuseNews** — it moves to Configured.

3. **Apply**
   Click **OK**. A **News ON** button appears in the chart's own toolbar and the calendar starts loading.

TIP

Save it to your workspace or chart template so Fuse News loads every time you open that chart.

FIRST TIME ON THIS COMPUTER

About a second and a half after the first Fuse News chart opens, a **Welcome to Fuse News** window offers the free 7-day Pro trial (page 16). It appears once per computer — **Maybe later** closes it, and the trial can be started any time from the button's menu.

NOTHING TO CONFIGURE

Fuse News has no settings in the indicator **Properties**. Everything lives in the button's right-click menu (page 6), and settings are **shared by every chart** that runs Fuse News.

SEVERAL CHARTS

Add Fuse News to every chart where you want the lines. Alerts fire only once, even with several charts open.

Futures trading involves substantial risk of loss. Past performance is not necessarily indicative of future results.

3

ORIENTATION

Meet the button

Fuse News runs from **one button** in the chart's toolbar. Left-click switches the news on or off; right-click opens the menu. The label tells you the state, so you can read it from across the screen.

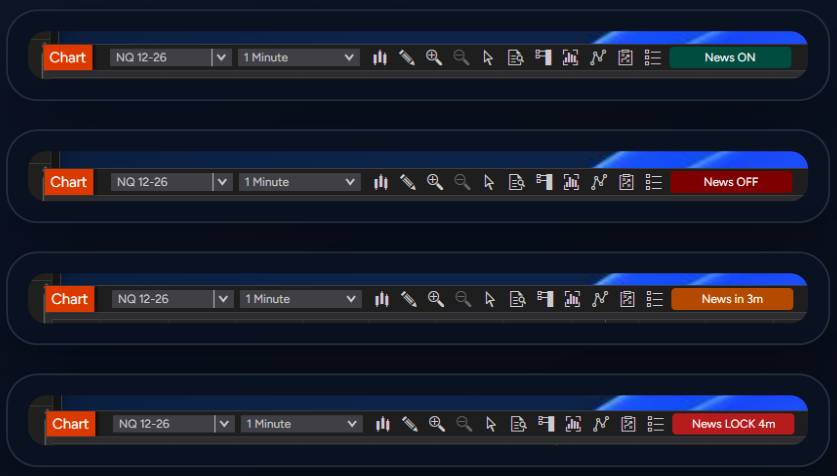

News ON
Lines, labels and agenda are drawn.

News OFF
Nothing is drawn; any trading lock is released.

News in 12m
A High event is within the hour. The label counts down.

News LOCK 8m
The trading lock is active PRO. The number is minutes left.

One click, every chart

Like the settings, the state is shared: switching News on or off switches it on every chart window running Fuse News. Each chart window has its own button.

It starts ON

After every NinjaTrader start the button is **News ON**. The ON / OFF state is not saved.

> **LIGHT ON RESOURCES**
> The calendar downloads in the background, so a chart never waits for the network. If a download fails, the last saved calendar is used.

Futures trading involves substantial risk of loss. Past performance is not necessarily indicative of future results.

4

ORIENTATION

The right-click menu

Right-click the button for every setting. Items marked PRO are greyed out in Free. The menu is rebuilt each time you open it.

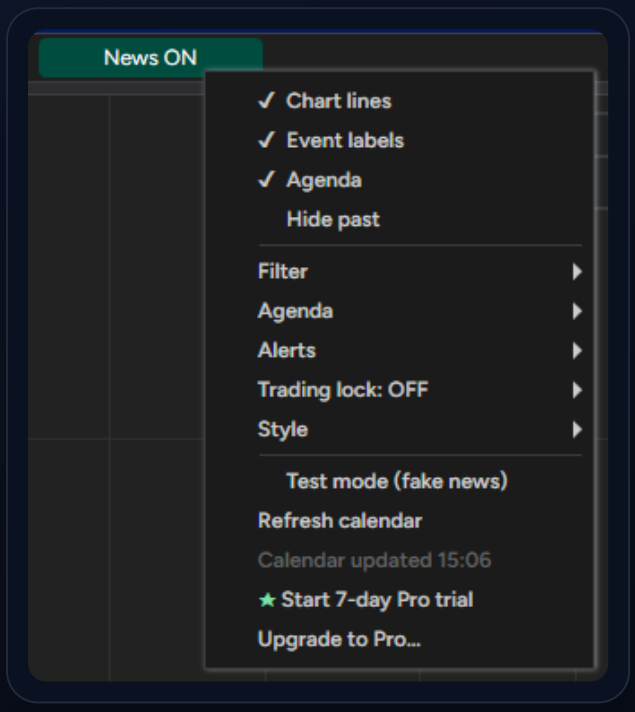

Right-click menu — **Free**, trial available

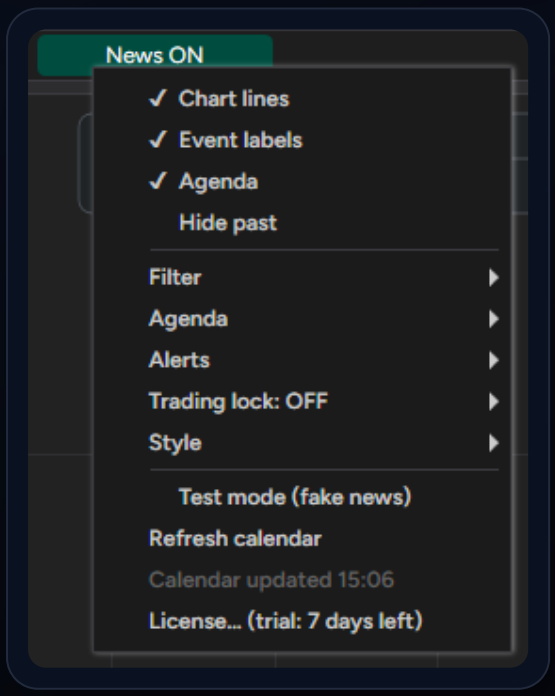

The same menu **during the trial**

- **Chart lines · Event labels**
  Switch the vertical lines and their labels.
- **Agenda · Hide past**
  The agenda card and whether past events stay in it.
- **Filter**
  Impact and currencies — page 12.
- **Alerts**
  Warning before High news — page 9.
- **Trading lock** PRO
  Disable Chart Trader entries around High news — pages 10–11.
- **Style**
  Colors, Line width, Line style PRO · **Text size** and **Theme** in Free and Pro — pages 12–14.
- **Test mode · Refresh calendar**
  Fake events to try everything; force a download — page 15.
- **Status line**
  Source and time of the last calendar update.
- **The license entries**
  Free with the trial available: ★ **Start 7-day Pro trial** and **Upgrade to Pro...**. Trial used: ★ **Upgrade to Pro...**. During the trial: **License... (trial: N days left)**. Paid: **License...**.

ALL CHARTS AT ONCE

A change in the menu applies to every chart running Fuse News.

Futures trading involves substantial risk of loss. Past performance is not necessarily indicative of future results.

5

READING THE CHART

The calendar on your chart

This is **Free**: High-impact USD events as dashed lines with labels, plus the agenda card. Hover a line for a tooltip with the event, its time and a countdown.



Free — High USD events, agenda and hover tooltip (screenshot taken in Test mode)

Lines	One vertical line per event at its time, in the color of its impact. Free: dashed, 1 px. Pro can change width and style.
Labels	Event name along the line, with the currency. Neighbouring events on the same time share a label.
Tooltip	Hover a line: event, time and countdown.
Time zone	Times are converted to the time zone set in NinjaTrader.
Skipped	Events without a set time (All Day, Tentative) are not drawn.
Too small?	**Style → Text size** enlarges the agenda, labels and tooltip together, in Free too (page 13).

WHERE THE DATA COMES FROM

Fuse News downloads a public economic-calendar feed (current week, and next week from Friday on) and refreshes it every 60 minutes. Data is provided as is and can be late, incomplete or revised — check important events against an official source.

Futures trading involves substantial risk of loss. Past performance is not necessarily indicative of future results.

6

READING THE CHART

The agenda

The **agenda** is a card drawn in the chart — no separate window. It lists the day's events with a countdown; the next event is highlighted and past events are dimmed.

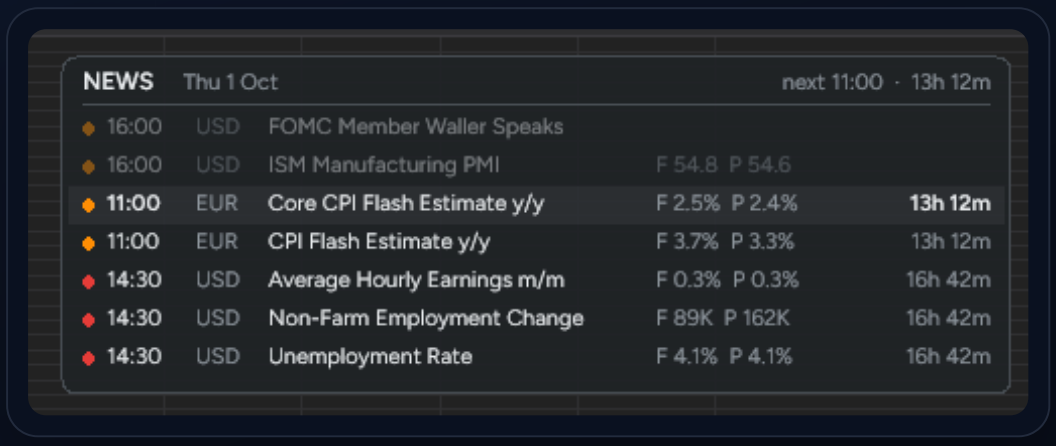

Pro agenda with forecast / previous — real calendar data. Free shows today, High USD only.



The agenda in the chart — real events, Fri 2 Oct

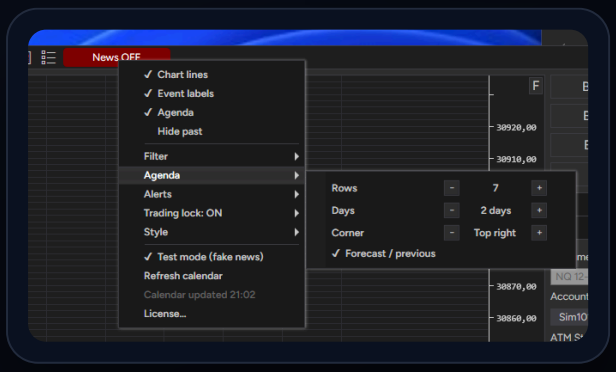

Agenda submenu

- **Free**
  Today's events, 5 rows, top right corner.
- **Pro** PRO
  Forecast and previous values, 3–15 rows, 1–5 days, any chart corner.
- **Hide past**
  Removes events that already happened from the list.

HEADER

The header shows the date and **next HH:mm**. In Test mode it also reads **TEST MODE**. On a narrow or low chart the card always stays inside the chart — text is shortened and rows are reduced instead (page 13).

7

ALERTS

Warning before the news

Before High-impact news a **warning card** appears centered on the chart's price panel, so you cannot miss it. It has a **Dismiss** button and closes by itself after 90 seconds. The card follows your **Theme** (light or dark).



Pro card — with forecast / previous and the lock note (Free: same card, one warning)

- **Free**
  One warning **5 minutes** before High news. Card only, no sound.
- **Pro** PRO
  Lead time **1–60 minutes**, an optional **second warning**, sound, or your own **.wav** file.
- **Once only**
  An alert fires once, even with several charts open.
- **Test alert**
  Menu → Alerts → Test alert shows the card right now.

Light and dark card

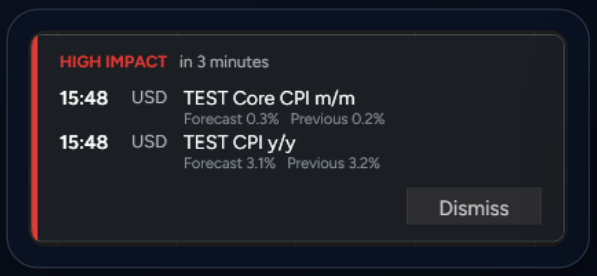

Theme Dark

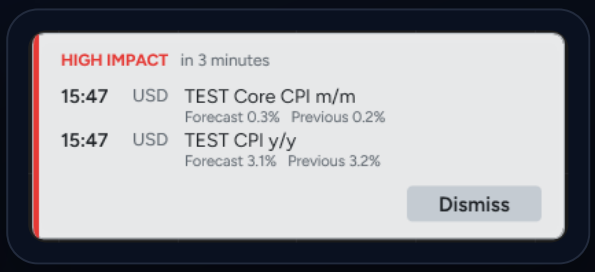

Theme Light

The alert card follows **Theme** (page 14) but keeps its own size — **Text size** does not change it.



Alerts submenu

SOUND

Sound uses NinjaTrader's own alert system (default Alert2.wav). Pick your own .wav in the Alerts submenu PRO.

Futures trading involves substantial risk of loss. Past performance is not necessarily indicative of future results.

8

TRADING LOCK

Trading lock · 1 of 2

The **trading lock** PRO disables the **entry buttons of Chart Trader** from a few minutes before High news until a few minutes after. It is a safeguard against clicking in the middle of the spike — nothing more.

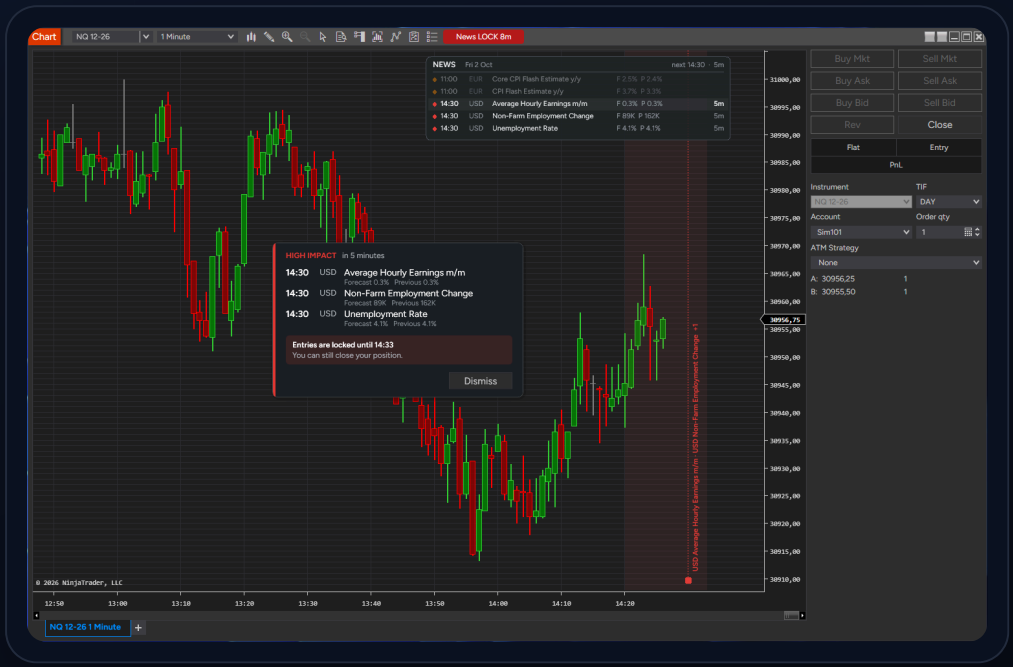

News LOCK — entries greyed out, Close stays active; the card shows the lock end time

Disabled	Buy Mkt, Sell Mkt, Buy Ask, Sell Ask, Buy Bid, Sell Bid and Rev.
Stays active	**Close** and **Flat** — you can always leave a position.
Window	Default 5 minutes before and 5 after (1–60). The lock window is shaded on the chart.
Triggered by	High events in the currencies selected in the filter.
Default	OFF. Turn it on in the Trading lock submenu.

Futures trading involves substantial risk of loss. Past performance is not necessarily indicative of future results.

8

TRADING LOCK

Trading lock · 2 of 2

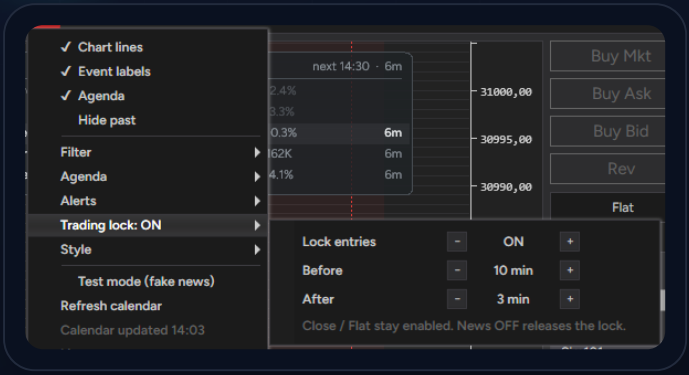

Trading lock submenu — Pro: ON, 10 min before, 3 min after

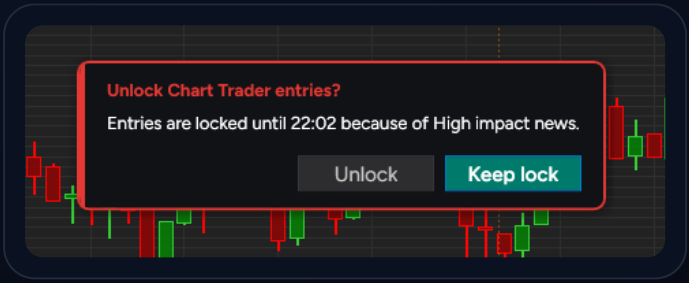

Unlock confirmation

- **Unlock?**
  Turning News OFF, or the lock OFF, during an active lock asks **Unlock Chart Trader entries?** Choose **Unlock** or **Keep lock**. The default (Enter or Esc) is **Keep lock**.
- **Free**
  The Trading lock submenu is visible but greyed out (PRO).

WHAT THE LOCK DOES NOT DO

It does **not** block hotkeys, the DOM / SuperDOM, other windows, Fuse Trader or other add-ons, and it never stops you closing a position. It works only in the chart window where Fuse News runs. It is a convenience, not a guarantee — you stay responsible for your trading and for your firm's rules.

TEST MODE

The lock also reacts to Test mode events. Switch Test mode off when you finish trying things out.

Futures trading involves substantial risk of loss. Past performance is not necessarily indicative of future results.

SETTINGS

9 Filter & style



Filter submenu — Free

- **Filter · Free**
  High impact, USD only.
- **Filter · Pro** PRO
  Medium and Low impact; EUR, GBP, JPY, CAD, AUD, NZD, CHF, CNY.
- **Style · Pro** PRO
  Colors (Classic / Soft / Mono), **Line width** 1–4 px, **Line style** Solid / Dashed / Dotted.
- **Style · Free and Pro**
  Text size and **Theme** — no license needed (pages 13–14).

The Style submenu

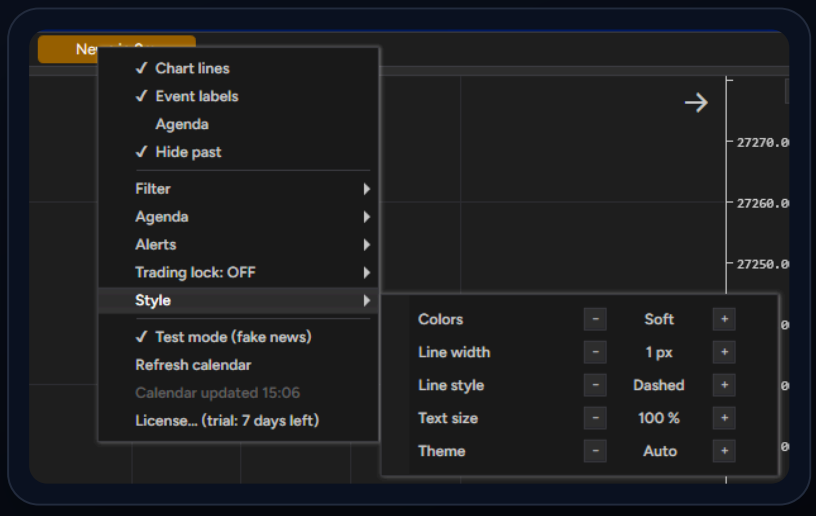

Right-click → **Style**: Colors, Line width, Line style, Text size, Theme. Click **–** / **+** to change a value.

Palettes PRO



Soft

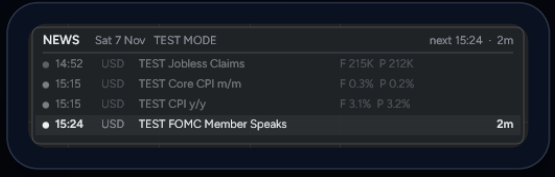

Mono

Classic is the saturated default (High red, Medium orange, Low grey) and the only palette in Free. **Soft** is a pastel version of the same three colors. **Mono** uses shades of grey, drawn in dark shades on a light panel.

Futures trading involves substantial risk of loss. Past performance is not necessarily indicative of future results.

10

SETTINGS

Text size

Too small to read on a high-resolution screen, or too big on a small one? **Text size** FREE + PRO enlarges the whole news panel at once. Right-click the button → **Style** → **Text size**, then click **+** or **−**. It works without a license.

Sizes	**100 %** (default) · 125 % · 150 % · 200 % · 250 %. One setting for every chart, kept after a restart.
What grows	The agenda (title, rows, columns, countdown), the **event labels** on the lines and the **hover tooltip** — all together.
What stays	The width of the event lines (that is the separate Pro option **Line width**), the warning card and the windows (license, welcome, dialogs).
Small chart	On a narrow or low chart the agenda always fits: text is shortened and fewer rows are shown. It never runs out of the chart.

The same agenda at four sizes



Futures trading involves substantial risk of loss. Past performance is not necessarily indicative of future results.

11

SETTINGS

Theme

Theme FREE + PRO sets the colors of the agenda card and tooltip. Right-click the button → **Style** → **Theme**; click **+** / **−** to cycle **Auto** → **Dark** → **Light**. No license needed.

Auto (default)	Follows the chart background. A **light chart** gets a light panel; a **dark chart** is unchanged. (Charts with a gradient or picture background count as dark.)
Dark · Light	Force the panel to that look, whatever the chart background is. They override Auto.
Warning card	Follows Theme too (light or dark), but its size does not change.
Windows	License, welcome and dialog windows stay dark in every theme.
Palettes	Colors keep working. Mono is drawn in dark shades on a light panel so it stays readable.

Light and dark agenda

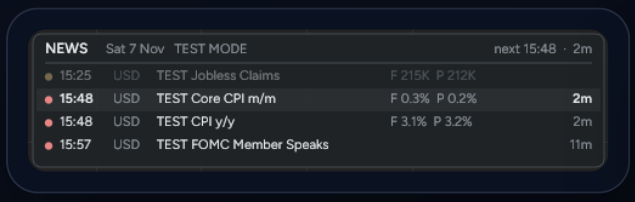

Dark — palette Soft

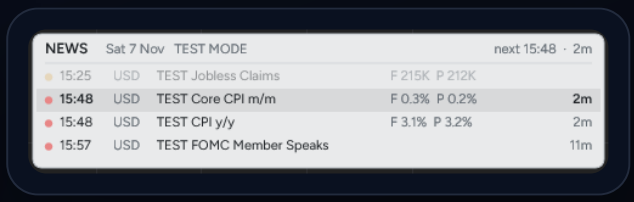

Light — palette Soft

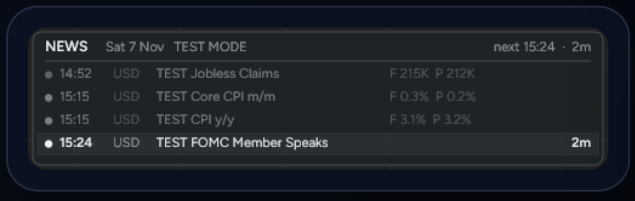

Dark — palette Mono

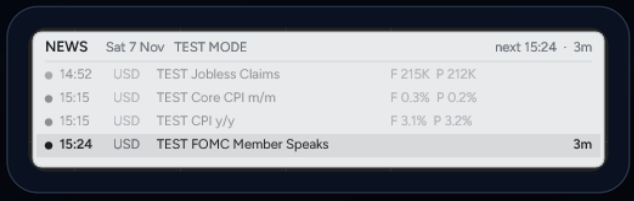

Light — palette Mono

AUTO ON A LIGHT CHART

With Theme **Auto** on a light chart, the agenda and tooltip are drawn light by themselves — you do not have to touch the menu. (The light examples above were made with Theme Light on a dark chart, so both looks sit side by side.)

Futures trading involves substantial risk of loss. Past performance is not necessarily indicative of future results.

12

TOOLS

Test mode & refresh

There may be no High news today. **Test mode** adds fake events around the current time so you can see lines, agenda, alerts and the lock at work.

Start	Right-click → **Test mode**. Events appear within the next ~40 minutes; the agenda header reads TEST MODE.
Events	Jobless Claims, Core CPI and CPI, FOMC Member Speaks, ECB Press Conference (EUR), BOE (GBP, Low). Their names start with TEST.
Duration	Until you switch it off or NinjaTrader restarts. It is not saved.
Test alert	Alerts → Test alert shows the warning card immediately.

SWITCH IT OFF WHEN YOU FINISH

The trading lock also works on test events. A forgotten Test mode can lock your entry buttons around fake news.

Refresh calendar

Refresh calendar forces a new download. Normally the calendar refreshes by itself every 60 minutes; the status line in the menu shows when it last succeeded.

Futures trading involves substantial risk of loss. Past performance is not necessarily indicative of future results.

7-DAY PRO TRIAL

Try Pro free · 1 of 2

Try **every Pro feature free for 7 days**. One click starts it: **no e-mail, no license key, no card**, nothing to download. It never turns into a purchase by itself.

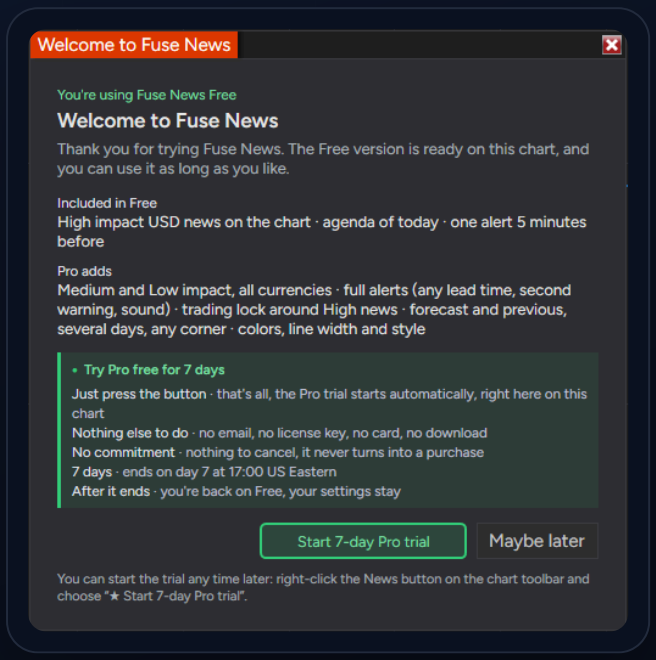

The **Welcome to Fuse News** window

Three ways to start

1. **The welcome window**
   Opens once per computer, the first time Fuse News is added to a chart. Click **Start 7-day Pro trial** (or **Maybe later**).

2. **The button's menu**
   Right-click the News button → **★ Start 7-day Pro trial**.

3. **The license window**
   Right-click → **Upgrade to Pro...** → green box **Try Pro free for 7 days** → click the button of the same name.

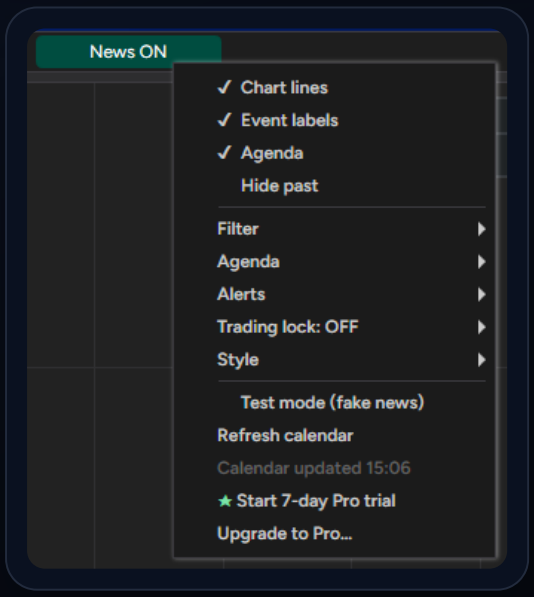

Menu in Free: **★ Start 7-day Pro trial** and **Upgrade to Pro...**

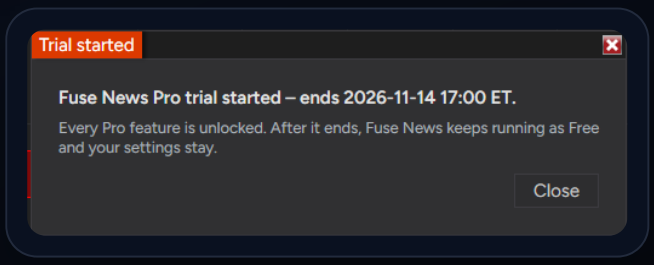

After the click: **Trial started**

Pro unlocks at once on every chart — no restart. The window shows when it ends: **day 7 at 17:00 US Eastern**.

WHAT THE WELCOME WINDOW PROMISES

Free covers High-impact USD news, today's agenda and one alert 5 minutes before. **Pro adds** Medium and Low impact, all currencies, full alerts (any lead time, second warning, sound), the trading lock around High news, forecast and previous, several days, any corner, colors, line width and style.

Futures trading involves substantial risk of loss. Past performance is not necessarily indicative of future results.

7-DAY PRO TRIAL

Try Pro free · 2 of 2

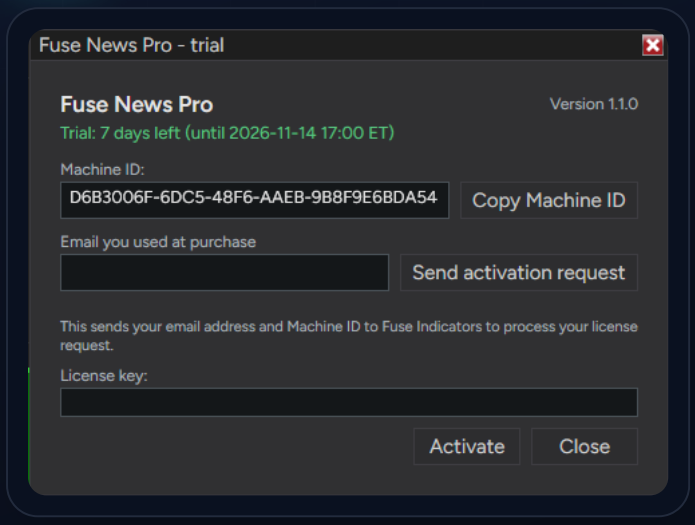

The license window during the trial — **Trial: 7 days left (until … 17:00 ET)**



Menu entry while the trial runs

- **While it runs**
  Everything marked PRO works. The menu shows **License... (trial: N days left)**; the license window shows the exact end.
- **After 7 days**
  On day 7 at 17:00 US Eastern Pro locks again. News keeps running as **Free** and **all your settings stay**.
- **One trial per computer**
  A trial you already used is not renewed. If you never started one, you can still start it later.
- **A license key wins**
  Enter a paid license key during the trial and the trial is replaced at once. **Remove license** while the trial still runs: the trial continues.

When the trial ends

Window	Once, a window **"Your Fuse News Pro trial has ended."** with **Get lifetime license**, **Enter license key** and **Close**.
Menu	Shows ★ **Upgrade to Pro...**; the trial can no longer be started.
License window	Reads **"Your 7-day Pro trial ended on yyyy-MM-dd."**
Your settings	Kept. If you buy Pro later, the Pro settings are there again.

WORKS OFFLINE

The trial is checked on your computer — no account and no sign-in. It is tied to this computer (**fuse_news_trial.txt** in the FuseSuite folder); do not edit that file, an edited trial file ends the trial.

NO PROMISES

The trial shows what Fuse News Pro does. It does not guarantee any trading result.

Futures trading involves substantial risk of loss. Past performance is not necessarily indicative of future results.

12

LICENSING

Activate Pro

Right-click the button → ★ **Upgrade to Pro...** (no license yet) or **License...** (trial or paid) — one window for all three states. After you buy, **one click** asks us for your key.

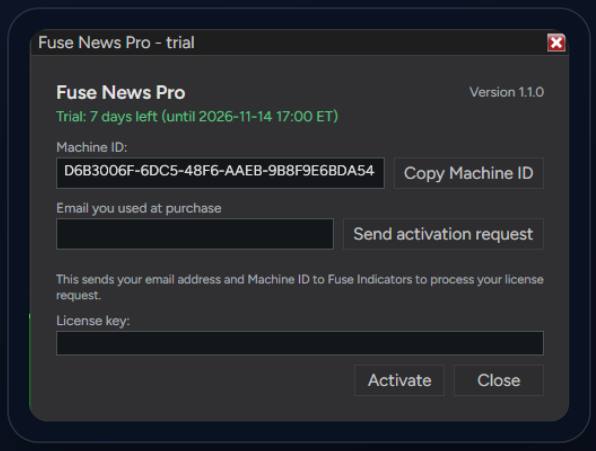

License window — during the **trial**. The Machine ID is of a test computer; a license key is never shown.

1. **Send the activation request**
   Type the **e-mail you used at purchase** and click **Send activation request**. Your Machine ID goes with it. Sent only on click — your e-mail is not stored or logged.
2. **Wait for your key**
   We verify your order and e-mail the key to that address.
3. **Paste the key**
   Paste it into the **License key** field.
4. **Activate**
   Click **Activate**. Every chart with Fuse News switches to Pro immediately — a running trial is replaced.

What the window shows

Free	A green box **Try Pro free for 7 days** (while the trial is still available), Machine ID, the e-mail field with **Send activation request** and the **License key** field.
Trial	**Trial: N days left (until yyyy-MM-dd 17:00 ET)** — as in the screenshot.
Trial used	**Your 7-day Pro trial ended on yyyy-MM-dd.**
Paid	**Valid until ...** with **Remove license**; the request button is hidden. Remove license asks for a confirmation.

IF SENDING FAILS

You see a message in the window. Click **Copy Machine ID** and e-mail it to **fuseindicators@gmail.com** together with the e-mail you used for your purchase.

ONE COMPUTER

A license is tied to one computer. New PC or Windows reinstall? Send a new activation request (or the new Machine ID) for a fresh key.

Futures trading involves substantial risk of loss. Past performance is not necessarily indicative of future results.

13

REFERENCE

Free vs. Pro, at a glance

Free

- High impact, USD.
- Lines with labels and tooltip, Classic palette.
- Agenda for today, 5 rows, top right.
- One alert 5 minutes before (card only).
- **Text size** 100–250 % and **Theme** Auto / Dark / Light.
- Test mode, refresh, hide past.
- 7-day Pro trial, one click.

Pro

- Everything in Free, plus:
- Trading lock for Chart Trader entries.
- Medium and Low impact; 8 more currencies.
- Alerts: 1–60 min, second warning, sound, own .wav.
- Agenda with forecast / previous, 3–15 rows, 1–5 days, any corner.
- **Colors** (palettes), **Line width** and **Line style**.

NEW IN 1.1.0 — IN FREE TOO

Text size and **Theme** need no license. **Colors**, **Line width** and **Line style** stay Pro.

GET PRO

Start the free 7-day trial (page 16), or get Fuse News Pro at **fuseindicators.gumroad.com/l/fusenews**. After purchase, click **Send activation request** in the license window (page 18).

Where things are saved

Settings	Documents\NinjaTrader 8\FuseSuite\news_settings.txt — shared by all charts, including Text size and Theme.
Calendar cache	Documents\NinjaTrader 8\FuseSuite\news_cache.xml — used when a download fails.
License key	Documents\NinjaTrader 8\FuseSuite\fuse_news_license.txt — tied to this computer.
Trial	Documents\NinjaTrader 8\FuseSuite\fuse_news_trial.txt — tied to this computer; do not edit.
ON / OFF	Not saved — News starts ON after every NinjaTrader start.

Futures trading involves substantial risk of loss. Past performance is not necessarily indicative of future results.

YOU'RE SET

Troubleshooting

That's the whole indicator. Import once, add it to a chart once — the calendar is on your chart.

Quick troubleshooting

Button not in the toolbar	Check FuseNews is added under Indicators (page 4). If it's not in the list, restart NinjaTrader once.
Nothing is drawn	Does the button read **News OFF**? Click it. Then check Chart lines is ticked and the filter matches the day's events. Free shows High USD only.
No events at all	No internet or the feed is down: the last saved calendar is shown. Try Refresh calendar; the status line shows the last update.
Wrong times	Times follow the time zone set in NinjaTrader (Tools → Options → General).
Entries stay locked	The lock ends after the After-window. Turning News OFF asks to confirm. Check Test mode is off.
Menu still shows PRO badges	Open the license window and check the status: valid in green, or a running trial.
No "Start 7-day Pro trial" in the menu	The trial was already used on this computer — the menu shows ★ **Upgrade to Pro...**. One trial per computer.
Pro locked again after a week	The 7-day trial ended (day 7, 17:00 US Eastern). Your settings are kept; get a license key or use Free.
"Could not send the request"	No connection to our server. Copy the Machine ID and e-mail it to us (page 18).
"License key is for a different machine"	The key was issued for another Machine ID — send us the one shown in the window.
"Key is for a different product"	You pasted a key for another Fuse product. Each product has its own key.

Futures trading involves substantial risk of loss. Past performance is not necessarily indicative of future results.

YOU'RE SET

FAQ & what's new

FAQ

The panel is too small to read	Right-click → Style → **Text size** and raise it (125 / 150 / 200 / 250 %). It is in Free too, and it enlarges the agenda, labels and tooltip together (page 13).
The panel is too big for my chart	Lower Text size. On a narrow or low chart the agenda shortens its text and shows fewer rows so it stays inside the chart.
The panel looks wrong on my light chart	Right-click → Style → **Theme**. Auto follows the chart background (light chart → light panel); Dark or Light force a look (page 14).
Does the warning card change size?	No. It follows Theme (light / dark) but Text size does not change it.
Do I need a license for Text size or Theme?	No. Both work in Free and Pro. Colors, Line width and Line style need Pro.
Do I need an e-mail or a card for the trial?	No. One click, no e-mail, no license key, no card.
What happens to my settings after the trial?	They stay. News keeps running as Free; Pro-only values wait until Pro is unlocked again.
Can I get a second trial?	No — one trial per computer. A trial you never started can still be started later.
I pasted a license key during the trial	The key replaces the trial immediately. Remove license while the trial still runs: the trial continues.

SUPPORT

Questions, a new Machine ID, or feedback? Email **fuseindicators@gmail.com**.

VERSION 1.1.0 · CHANGES IN THIS REVISION

New: the **7-day Pro trial** with one click (welcome window, menu, license window), **Text size** (100–250 %) and **Theme** (Auto / Dark / Light) — the last two in Free and Pro. The license window and menu show the trial state.
Fixed: the label font now loads reliably on all systems.

Your installed version is shown in the license window. The full list of changes is in the changelog that comes with the download.

Futures trading involves substantial risk of loss. Past performance is not necessarily indicative of future results.

LEGAL

Risk disclosure

Futures and forex trading contains substantial risk and is not for every investor. An investor could potentially lose all or more than the initial investment. Risk capital is money that can be lost without jeopardizing one's financial security or lifestyle. Only risk capital should be used for trading and only those with sufficient risk capital should consider trading. Past performance is not necessarily indicative of future results.

Fuse News is a software tool that displays economic calendar information on your chart and, in Pro, can disable Chart Trader entry buttons around scheduled events. It does not provide trading advice or signals, does not guarantee profits and cannot prevent losses. Calendar data comes from a third-party source and may be late, incomplete or wrong. Features depend on your settings, platform, data and connection and may not work as expected. You are solely responsible for your trading decisions, for following the rules of your trading firm, and for your results.

Screenshots show a simulated account, and some show Test mode events. Any profit or loss shown is hypothetical. Hypothetical performance results have many inherent limitations. No representation is being made that any account will or is likely to achieve profits or losses similar to those shown; in fact, there are frequently sharp differences between hypothetical performance results and the actual results subsequently achieved by any particular trading program. Hypothetical trading does not involve financial risk, and no hypothetical trading record can completely account for the impact of financial risk of actual trading.

NinjaTrader® is a registered trademark of NinjaTrader Group, LLC. No NinjaTrader company has any affiliation with the owner, developer, or provider of the products or services described herein, or any interest, ownership or otherwise, in any such product or service, or endorses, recommends or approves any such product or service.