PRICE SCALE ZOOM · MOUSE WHEEL

Fuse Scale Zoom

Setup & User Guide

Everything you need to install the indicator, zoom the price scale of your chart with the mouse wheel, fit all visible bars with one press of the wheel, and put the previous scale back with one click.

Version 1.1 · Guide rev. 1.1.0 | NinjaTrader 8 Compatible | Free

Futures trading involves substantial risk of loss. See the Risk Disclosure on the last page.

NinjaTrader® is a registered trademark of NinjaTrader Group, LLC. No NinjaTrader company has any affiliation with the owner, developer, or provider of the products or services described herein, or any interest, ownership or otherwise, in any such product or service, or endorses, recommends or approves any such product or service.

WELCOME

Before you start

Fuse Scale Zoom is a small **chart utility** for NinjaTrader 8. It lets you zoom the **price scale** of a chart with the **mouse wheel**: turn the wheel over the price axis, or hold **Shift** and turn it anywhere over the chart. The price under the cursor stays in place. **Pressing the wheel** on the chart fits all visible bars (Fit). One button in the top bar of the chart window turns the zoom on and off.

What you need

Platform	NinjaTrader 8 (latest stable release recommended). Works on live and simulation accounts, with any instrument and any bar type.
Operating system	Windows 10 / 11. On Apple Silicon Macs, run NinjaTrader inside a Windows VM (Parallels / VMware).
Mouse	A mouse with a wheel.
Your license	None. Fuse Scale Zoom is free — there is no license key and no activation step.

What's inside the download

A single NinjaScript add-on archive (**FuseScaleZoom_1.1.0.zip**) plus this guide. You do **not** unzip the archive — NinjaTrader imports it directly.

THE 3-STEP SETUP

1 · Import the add-on → **2 · Add** it to a chart → **3 · Turn the wheel** over the price axis. About two minutes, once.

IT ONLY CHANGES THE VIEW

Fuse Scale Zoom draws nothing and calculates nothing. It does not place, modify or cancel orders and does not access your account. It only changes the visible range of the price scale.

NINJATRADER KEEPS ITS OWN CONTROLS

The wheel alone over the chart still scrolls in time, and **Ctrl + wheel** still changes the bar spacing. Fuse Scale Zoom only adds the price scale.

UPDATING FROM VERSION 1.0

Import **FuseScaleZoom_1.1.0.zip** the same way as the first time (page 3). If NinjaTrader asks whether to replace existing files, confirm. The settings of your charts stay as they are; the button looks different and there is the new Fit (page 4).

Futures trading involves substantial risk of loss. Past performance is not necessarily indicative of future results.

1

SETUP

Install in two minutes

In NinjaTrader, open the Control Center and go to **Tools → Import → NinjaScript Add-On...**

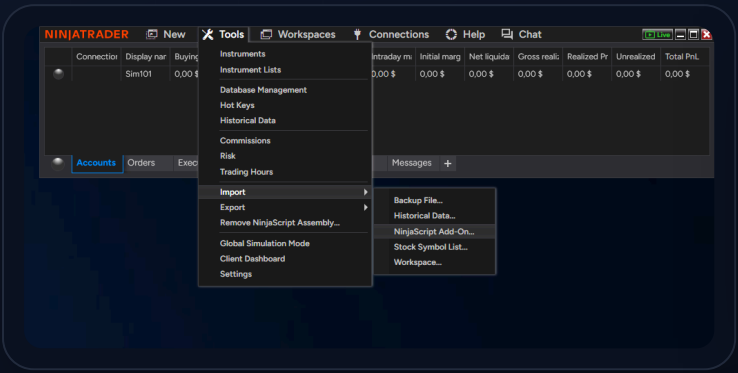

Tools → Import → NinjaScript Add-On...

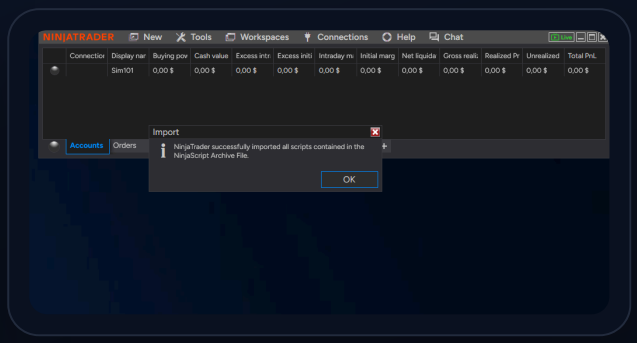

Success — click **OK**

1 **Import the archive**
A Windows file window opens. Browse to your downloaded **FuseScaleZoom_1.1.0.zip** and select it. NinjaTrader imports and compiles the add-on by itself — no unzipping, no manual compiling.

2 **Open Indicators**
Open a chart, right-click it and choose **Indicators...**

3 **Pick FuseScaleZoom**
Expand the **FuseSuite** folder and double-click **FuseScaleZoom** — it moves to Configured. Keep it in the **price panel** of the chart.

4 **Apply**
Click **OK**. A compact **Scale Zoom** button with an **ON** chip appears in the top bar of the chart window, next to the window buttons. The zoom is on.

IMPORTANT

If FuseScaleZoom doesn't appear in the indicator list yet, restart NinjaTrader once — compilation finishes on startup.

TIP

Add it to every chart where you want the zoom, and save it to your workspace or chart template so it loads every time. With several chart tabs in one window, the window shows one button — it belongs to the chart in the active tab and is hidden on a tab without FuseScaleZoom.

Futures trading involves substantial risk of loss. Past performance is not necessarily indicative of future results.

2

USING IT

Zoom the price scale

Move the mouse over the chart and turn the wheel. The scale zooms **around the cursor** — the price under the cursor stays where it is, so you zoom into the place you are looking at.

Wheel over the price axis	Zooms the price scale. Wheel up = zoom in (smaller price range), wheel down = zoom out.
Shift + wheel over the chart	The same zoom, anywhere over the chart — you don't have to go to the axis. Can be switched off in Properties.
Press the wheel over the chart	**Fit** — the price scale of the panel under the cursor goes back to automatic, so all visible bars fit. The same as the **F** button at the top right of the chart (which also works with the zoom off).
Wheel alone over the chart	Unchanged — NinjaTrader scrolls the chart in time.
Ctrl + wheel	Unchanged — NinjaTrader changes the bar spacing.



After a zoom the scale is **fixed** — here zoomed out



After **pressing the wheel (Fit)** — all visible bars fit

THE SCALE IS FIXED AFTER A ZOOM

The first wheel step switches the price scale to a **fixed range**. From then on the chart no longer follows the price by itself — price can move above or below the visible range. To fit all visible bars again, **press the wheel** over the chart (Fit). To get the previous scale back, click the Scale Zoom button (page 5).

GOOD TO KNOW

One wheel notch changes the visible range by **15 %** (adjustable 5–50 %). The zoom works in the chart panel where the indicator sits, and the range stays between 10 ticks and 1,000,000 ticks. **Fit** works while the zoom is on, also for indicators in their own panels, and does not start NinjaTrader's autoscroll. After a Fit the next wheel step fixes the scale again.

Futures trading involves substantial risk of loss. Past performance is not necessarily indicative of future results.

3

USING IT

The button and the settings

The **Scale Zoom** button sits in the top bar of the chart window, next to the window buttons. **Click** turns the zoom on or off; the chip shows **ON** or **OFF**. Hover it for a short reminder of the controls. Colors, border and hover follow your NinjaTrader skin.



ON — colored logo



OFF — gray logo

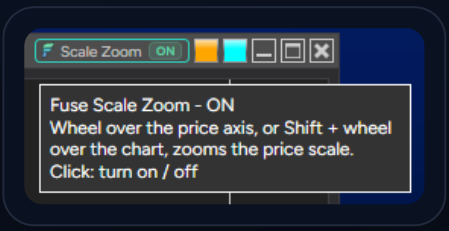

The tooltip

BACK TO THE PREVIOUS SCALE

Click the button to turn the zoom **OFF** — the price scale goes back at once to the setting it had before your first zoom (for most charts, automatic). Click again to turn the zoom back on. This button is the way back; removing the indicator from the chart puts the previous scale back as well. If you already pressed the wheel (Fit), the scale is automatic again and turning the zoom off leaves it as it is.

Properties

Right-click the chart → **Indicators...** → select **FuseScaleZoom**. There are three settings, in the group **1. FuseScaleZoom**.



The three settings in the Indicators window

Wheel zoom	On / off — the same switch as the button. Default: on.
Zoom step (%)	How much one wheel notch changes the visible price range. 5–50, default 15. Lower = finer steps.
Shift + wheel over the chart	Lets Shift + wheel zoom anywhere over the chart. Default: on. Off = only the wheel over the price axis zooms.

The settings are saved with your chart, workspace or template.

Futures trading involves substantial risk of loss. Past performance is not necessarily indicative of future results.

YOU'RE SET

Troubleshooting & FAQ

That's the whole indicator. Import once, add it to a chart once — the wheel zooms the price scale.

Quick troubleshooting

No button in the chart window	Check FuseScaleZoom is added under Indicators (page 3). If it's not in the list, restart NinjaTrader once.
Pressing the wheel does nothing	Fit works only while the zoom is on (the chip shows ON). In a virtual machine the mouse driver may take the wheel press — use the **F** button at the top right of the chart instead.
The wheel does not zoom	Is the logo gray? Click the button to turn the zoom on. Then check **Wheel zoom** is ticked in Properties.
Shift + wheel does nothing	Check **Shift + wheel over the chart** is ticked in Properties, and that the mouse is over the price panel of the chart.
Price ran off the chart	The scale is fixed after a zoom (page 4). Press the wheel over the chart (Fit), or click the button OFF to put the previous scale back, then ON again.
The chart scrolls in time instead	That is the wheel alone over the chart — NinjaTrader's own control. Go over the price axis, or hold Shift.

FAQ

Is it really free?	Yes. No license key, no trial, no activation.
What does Fit change?	Only the price scale of the panel under the cursor: it goes back to automatic. The zoom stays on, and the next wheel step fixes the scale again.
Does it trade or touch my account?	No. It only changes the visible range of the price scale.
What happens when I remove it?	The price scale goes back to the setting it had before your first zoom.

SUPPORT

Questions or feedback? Email **fuseindicators@gmail.com**. The download and more tools for NinjaTrader 8: **fuseindicators.gumroad.com/l/fusescalezoom** · **fuseindicators.com**

VERSION 1.1.0

New in 1.1: press the wheel on the chart = Fit; the button is a compact Fuse Button (logo, name, ON / OFF). Full list: changelog in the download.

Futures trading involves substantial risk of loss. Past performance is not necessarily indicative of future results.

LEGAL

Risk disclosure

Futures and forex trading contains substantial risk and is not for every investor. An investor could potentially lose all or more than the initial investment. Risk capital is money that can be lost without jeopardizing one's financial security or lifestyle. Only risk capital should be used for trading and only those with sufficient risk capital should consider trading. Past performance is not necessarily indicative of future results.

Fuse Scale Zoom is a software tool that changes how the price scale of a chart is displayed. It does not provide trading advice or signals, does not place, modify or cancel orders, does not guarantee profits and cannot prevent losses. After a zoom the price scale is fixed, so the current price can be outside the visible range of the chart. Features depend on your settings, platform, data and connection and may not work as expected. You are solely responsible for your trading decisions, for following the rules of your trading firm, and for your results.

Screenshots are for illustration only and are not a recommendation to buy or sell any instrument.

NinjaTrader® is a registered trademark of NinjaTrader Group, LLC. No NinjaTrader company has any affiliation with the owner, developer, or provider of the products or services described herein, or any interest, ownership or otherwise, in any such product or service, or endorses, recommends or approves any such product or service.