MARKET PROFILE (TPO) FOR NINJATRADER 8

Fuse TPO

Setup & User Guide

Everything you need to install, add and read Market Profile (TPO) charts on your NinjaTrader chart: brackets, POC, Value Area, Initial Balance, open and close for every RTH session.

Version 1.3 · Guide rev. 1.3.4

NinjaTrader 8 Compatible

Futures trading involves substantial risk of loss. See the Risk Disclosure on the last page.

NinjaTrader® is a registered trademark of NinjaTrader Group, LLC. No NinjaTrader company has any affiliation with the owner, developer, or provider of the products or services described herein, or any interest, ownership or otherwise, in any such product or service, or endorses, recommends or approves any such product or service.

OVERVIEW

Contents

A short guide: set it up once, then read your profiles. Pages marked **Pro** describe features of the Pro edition; everything else works in Free.

03	**Before you start**	What you need, what is in the download, the 3-step setup.
04	**What is TPO?**	Market Profile in one page: brackets, POC, Value Area, Initial Balance.
05	**Install and add to a chart**	Import the add-on and add Fuse TPO to an intraday chart.
06	**The toolbar button**	TPO ON / OFF, the edition badge, what a click does.
07	**Right-click menu (1/2)**	Profiles back, Bracket, Row size, Value Area, Sync, Display.
08	**Right-click menu (2/2)**	Profile side, Width, Extend lines, Color theme, Brightness, Show, license rows.
09	**Reading the chart: Blocks and Letters**	The two ways to draw a profile.
10	**Reading the chart: Line**	The outline display and its fill.
11	**Marks on the chart**	TPOC, TVAH, TVAL, Initial Balance, Open and Close.
12	**Calculation (1/2)**	Data, sessions and brackets.
13	**Calculation (2/2)**	POC, Value Area, Initial Balance, row size, why numbers can differ.
14	**Sync with Fuse VP**	Draw TPO together with Fuse VP on one chart.
15	**Free vs. Pro**	What each edition includes.
16	**7-day Pro trial**	One click, no e-mail, no license key.
17	**License**	Buy, activate, remove, a new computer.
18	**Troubleshooting**	The most common questions.
19	**Risk Disclosure**	Please read.

Futures trading involves substantial risk of loss. Past performance is not necessarily indicative of future results.

WELCOME

Before you start

Fuse TPO is a **Market Profile (TPO) indicator** for NinjaTrader 8. For every regular trading session (RTH) on your chart it draws a profile of letters or blocks, with the point of control, the Value Area, the Initial Balance, and the open and close. Everything is controlled by one toolbar button and its right-click menu. Fuse TPO is part of the Fuse Suite of NinjaTrader indicators and works on its own.

What you need

Platform	NinjaTrader 8 (latest stable release recommended). Fuse TPO builds its own 1-minute data, so it works on minute, tick, range and Renko charts. Daily and higher charts are not supported.
Operating system	Windows 10 / 11. On Apple Silicon Macs, run NinjaTrader inside a Windows VM (Parallels / VMware).
Your license key	Free works immediately after install with no key. A lifetime license key, or the free 7-day trial (one click in the indicator), unlocks Pro in the same installation (pages 16 – 17).

NinjaTrader® is a registered trademark of NinjaTrader Group, LLC. No NinjaTrader company has any affiliation with the owner, developer, or provider of the products or services described herein, or any interest, ownership or otherwise, in any such product or service, or endorses, recommends or approves any such product or service.

What's inside the download

Two files: the NinjaScript add-on (a .zip file) and this PDF guide. You do **not** need to unzip the add-on. NinjaTrader imports it directly.

THE 3-STEP SETUP

1 · Import the add-on → **2 · Add** it to an intraday chart → **3 · Read** your profiles. About two minutes, once.

A NOTE ON PRIVACY & SAFETY

Your license is tied to your computer's Machine ID and checked offline. Fuse TPO does not send your trading or account data anywhere. The license window sends nothing, and the trial needs no internet connection. Keep your license key private.

Futures trading involves substantial risk of loss. Past performance is not necessarily indicative of future results.

BACKGROUND

What is TPO?

TPO stands for Time Price Opportunity. A TPO chart (also called a Market Profile) shows **how long price traded at each level** during a session. It is built from time, not from volume.

How it is built

- The session is cut into **brackets** of equal length. The default is 30 minutes. Each bracket gets a letter: A for the first one, B for the next, C, and so on.
- Every price level that the bracket's range touched gets that bracket's letter. Level by level, the letters pile up sideways into a shape, the profile.
- A level with many letters is a price where the market spent a lot of time. A level with one or two letters is a price it passed through quickly.

The terms you will see

POC	Point of control: the level with the most letters. In Fuse TPO it is labeled **TPOC**, to tell it apart from the POC of a volume profile.
Value Area	The band of levels that holds a set share of all letters, 70 % by default. Its top and bottom are labeled **TVAH** and **TVAL**.
Initial Balance	The price range of the first 60 minutes of the session (IB).
Open / Close	Where the session opened and where it closed.

TPO compared with a volume profile

A volume profile counts **contracts traded** at each price. A TPO profile counts the **time** spent at each price, no matter how many contracts traded. Both describe where the market was active, from a different angle, so the two profiles of one session often look different.

WHAT FUSE TPO IS, AND IS NOT

Fuse TPO draws what happened in past sessions in a standard form. It does not give signals, advice or predictions. How you use the picture is your decision.

Futures trading involves substantial risk of loss. Past performance is not necessarily indicative of future results.

SETUP

1 Install and add to a chart

Step 1 · Import the add-on

In the NinjaTrader Control Center go to **Tools → Import → NinjaScript Add-On...**, select the **FuseTPO .zip file you downloaded** and click Open. You don't unzip it first.

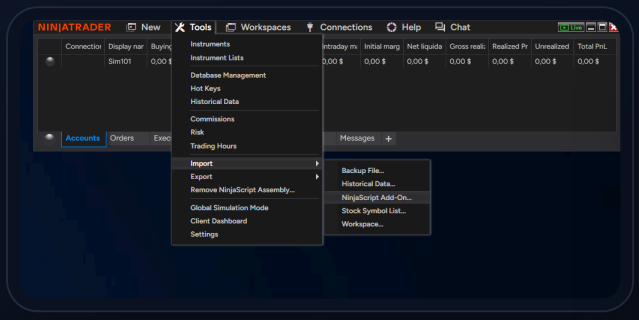

Tools → Import → NinjaScript Add-On...

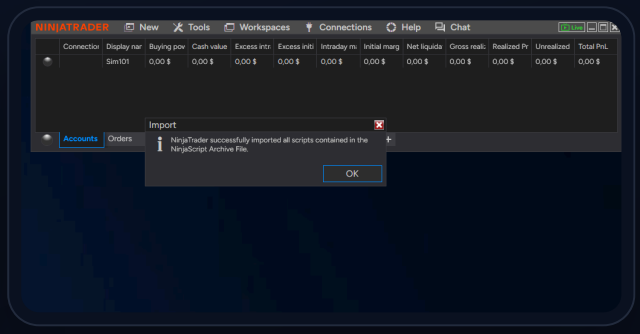

NinjaTrader confirms the import. Click OK.

IMPORTANT

No manual compiling is required. If Fuse TPO is not in the indicator list yet, restart NinjaTrader once. Compilation finishes on startup.

Step 2 · Add Fuse TPO to an intraday chart

1. **Open an intraday chart**
   A minute, tick, range or Renko chart of the instrument you trade. Fuse TPO does not work on Daily or higher charts.

2. **Pick the indicator**
   Right-click the chart → **Indicators...**, expand the **FuseSuite** folder, double-click **FuseTPO** (or press Add), then OK.

3. **The button appears**
   A **TPO ON** button appears in the chart toolbar, and the profiles are drawn at the start of each session. Appearance and what is shown live in the button's menu.

LOAD ENOUGH HISTORY

The chart needs history for every day you want to see: set **Days to load** in the chart's Data Series high enough. Profiles are drawn from Fuse TPO's own 1-minute data, so the chart's bar type does not change them. While that data is being downloaded, the note “TPO · loading 1-minute data...” appears at the top right of the chart.

Futures trading involves substantial risk of loss. Past performance is not necessarily indicative of future results.

2

THE BUTTON

The toolbar button

One button per chart window controls everything.

Left-click	Switches the profiles **ON / OFF** on the **active chart tab** only. After NinjaTrader loads the workspace, the button always starts ON.
Right-click	Opens the menu with every setting (next pages). All changes apply immediately.
Edition badge	Next to the text: **FREE**, **TRIAL 7d** (the days left), **PRO**, or ★ **PRO** once a trial has ended. When the button is OFF it shows no badge.
Not on this tab?	On a chart tab that does not have Fuse TPO, the button is hidden.
Saved	Each chart keeps its own settings, saved with the workspace and with templates, so they survive a restart. A new chart starts with the settings you used last.

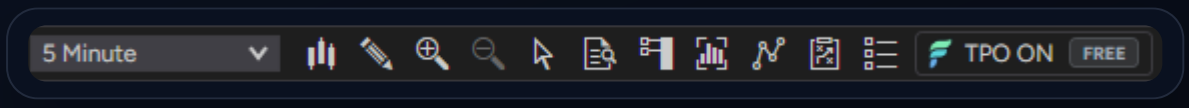

Free: **TPO ON** with the **FREE** badge



During the 7-day trial: **TRIAL 7d**

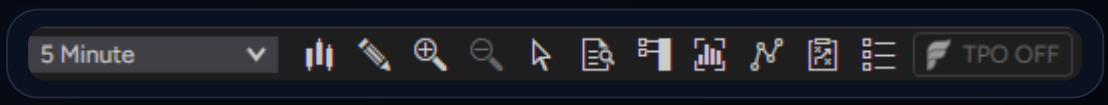

TPO OFF: grayed out, no badge

SHOW OR HIDE THE BADGE

In the indicator's Properties → **3. Toolbar button** → **Show edition badge** switches the badge on or off. Hovering over the button shows “Click: TPO ON / OFF on this chart tab. Right-click: profile, display, position and colors.”

Futures trading involves substantial risk of loss. Past performance is not necessarily indicative of future results.

3

MENU · REFERENCE

Right-click menu (1/2)

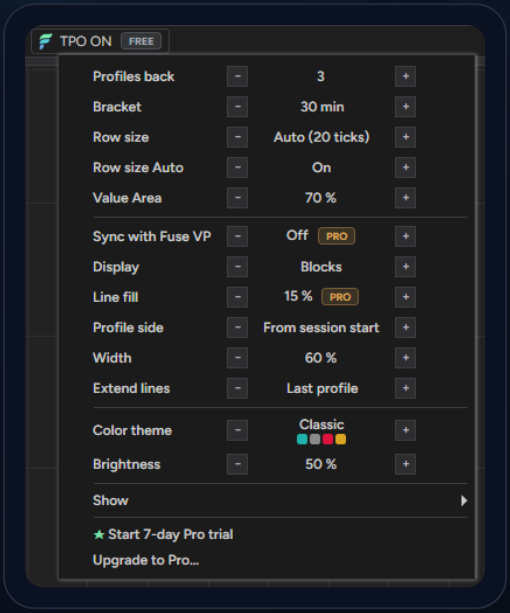

The menu in Free. **PRO** badges mark Pro values.

Profiles back	How many sessions to draw, counting back from the latest. 1 to 130. Free: up to 3 (the current session and 2 before it). Pro: up to 6 months. With Sync on and Fuse VP on 1-day periods, this follows Fuse VP.
Bracket	Length of one bracket: 5, 10, 15, 30 or 60 min. Free: 30 min.
Row size	Price height of one row in ticks: **Auto (N ticks)** or a fixed number. Click − / + to step through 1, 2, 4, 5, 8, 10, 16, 20, 25, 40, 50, 80, 100, 200.
Row size Auto	On / Off. On = the automatic size (page 13). Off = the fixed number shown in Row size.
Value Area	Share of letters inside the Value Area: 50 – 95 %, in steps of 5. Free: 70 %.
Sync with Fuse VP PRO	Takes theme, profile count and side from Fuse VP on the same chart (page 14).
Display	**Blocks**, **Letters** or **Line** (page 9). Free: Blocks and Letters.

HOW THE MENU WORKS

Rows with − value + step through the values. **PRO** badges mark Pro features: in Free, those values can be browsed but are not applied. Choices you make here are saved with the chart.

THE FREE MENU AT THE BOTTOM

Without a license the menu ends with ★ **Start 7-day Pro trial** and **Upgrade to Pro...** (after a trial has ended, ★ **Upgrade to Pro...** only). With Pro active it ends with **License...**, or during the trial **License... (trial: N days left)**.

Futures trading involves substantial risk of loss. Past performance is not necessarily indicative of future results.

4

MENU · REFERENCE

Right-click menu (2/2)

Line fill	Transparent fill under the outline of the Line display, 0 – 60 %, default 15 %. Pro.
Profile side	**From session start**: the profile grows to the right of the session start. **From session end** PRO: the profile is mirrored and grows to the left of the session end.
Width	How wide the longest row is, as a % of the session's width on the chart: 5 – 100 %, default 60 %. With Sync on: **X % of Fuse VP**, 20 – 100 %.
Extend lines	**Off**, **Last profile** (default) or **All profiles**: extends the TPOC, TVAH and TVAL lines to the right.
Color theme	Classic, Deep, Subtle, Vibrant, Aqua, Bookmap, ATAS, Mono. Free: Classic. PRO all eight.
Brightness	How vivid the profile and its lines are: 10 – 100 %, default 50 %.
Show	A submenu with switches (below).

Show

POC (TPOC)	The point-of-control line and its label.
Value Area (TVAH / TVAL)	The Value Area lines and their labels. The rows inside the Value Area are drawn in a stronger color.
Initial Balance	The vertical bar for the first hour.
Open / Close	The small open and close triangles.
Labels	The price labels of TPOC, TVAH and TVAL.

FREE AND PRO

In Free, rows marked **PRO** can be browsed but are not applied, and nothing pops up while you click around. Your saved Pro values stay and come back with Pro. When Sync with Fuse VP is on, **Profiles back**, **Profile side**, **Extend lines** and **Color theme** are read-only and show "(Fuse VP)". **Display**, **Line fill** and **Brightness** stay yours (page 14).

YOUR SETTINGS ARE SAVED

The menu settings are saved with the chart, in the workspace and in templates.

Futures trading involves substantial risk of loss. Past performance is not necessarily indicative of future results.

5

ON THE CHART

Reading the chart: Blocks and Letters

Each row of the profile is one price level. **Blocks** draw one square per letter; **Letters** draw the bracket's letter itself. The rows inside the Value Area are drawn in the stronger color, the rest in gray, and the TPOC row is marked in red.



Blocks: two sessions of MNQ on a 5-minute chart, with TPOC, TVAH, TVAL, the Initial Balance bar and the open and close triangles

Letters show which bracket traded where: A is the first 30 minutes, B the second, and so on. After Z the alphabet continues with lowercase letters.



Letters: one session, price axis zoomed in

LETTERS SHOW AS BLOCKS?

A letter is drawn only when it fits into its cell. If the rows are low or the profile is narrow, Fuse TPO draws blocks instead. To get letters, **zoom the price axis in**, or raise **Row size** or **Width** in the menu.

SAME BLOCK WIDTH

All sessions on the chart use one block width, so the rows of different days can be compared. Without Sync, **Width** sets how wide the longest row may be.

Futures trading involves substantial risk of loss. Past performance is not necessarily indicative of future results.

6

ON THE CHART

Reading the chart: Line

Line PRO draws the profile as an outline: one point at the end of every row, joined by a line, with a transparent fill under it. It shows the shape of the session at a glance, without individual letters. Choose it in the menu under **Display**.



Line with fill (Pro): the same two sessions as on the previous page

Line fill	The fill under the outline, 0 – 60 %, default 15 %. At 0 % only the line is drawn.
Brightness	Also changes the outline and the fill. At 50 % the fill is exactly the Line fill value; at 100 % it is twice as strong.
Colors	The outline follows the color theme: Value Area rows in the stronger color, the others in gray, TPOC in red (Classic).

CAN'T SEE THE FILL?

The fill is subtle by default (15 %). Raise **Line fill** and **Brightness** in the menu. In Free the Line display is not applied: the chart keeps showing blocks.

Futures trading involves substantial risk of loss. Past performance is not necessarily indicative of future results.

ON THE CHART

7 Marks on the chart

Everything below can be switched on or off in the menu under **Show** (page 8). The labels are different from the ones in Fuse VP on purpose: **TPOC**, **TVAH** and **TVAL** belong to the TPO profile, **POC**, **VAH** and **VAL** to a volume profile.



One completed session, close up

TPOC	A red line through the row with the most letters. The label shows the **bottom price of that row**.
TVAH / TVAL	The top and bottom of the Value Area. TVAH is drawn at the top edge of its row, TVAL at the bottom edge of its row. Labels show the bottom price of those rows.
Initial Balance	A thin vertical bar next to the start of the rows, from the high to the low of the first 60 minutes. It is **dashed** until the first hour is over, then solid.
Open	A small **green triangle** to the left of the profile, at the opening price.
Close	A small **red triangle**, pointing left, right after the end of the row that holds the closing price. It appears only when the session is complete.
Lines and labels	With **Extend lines** on **Last profile** (default) the lines of the latest session run to the right across the chart, with their labels at the right end; older sessions show them across their own session.

COLORS

The colors above are those of the **Classic** theme. Other themes use their own colors for the same marks.

Futures trading involves substantial risk of loss. Past performance is not necessarily indicative of future results.

8

HOW IT WORKS

Calculation (1/2)

Data

Own 1-minute data	Fuse TPO requests its own 1-minute data from NinjaTrader. Your chart's bar type and period do not matter: minute, tick, range and Renko charts give the same profiles. Daily and higher charts are not supported.
History	The data is loaded back to the oldest session you ask for in **Profiles back**. The chart itself must still have history for the days it shows (**Days to load**).
Gaps	Days without data (holidays, no feed) are skipped. They do not use up one of the profiles: **Profiles back** 3 shows 3 real sessions.

Sessions

RTH	The regular trading hours session from the instrument's NinjaTrader trading-hours template. One profile per session.
CME US index futures	For NQ, ES and the other US index futures the session is cut to **09:30 – 16:00 US Eastern**. The NinjaTrader template ends at 17:00 ET, so numbers can differ from tools that use the whole template session. A shorter session day (holiday) keeps its own earlier end.
Other instruments	The RTH template of the instrument is used as it is.

Brackets and letters

Bracket	The session is split into brackets of the chosen length, from its start. 30 min by default; Pro: 5, 10, 15, 30 or 60.
Letters	A to Z, then a to z. A session can have up to 128 brackets; anything after that is ignored.
What a bracket touches	For every bracket, Fuse TPO takes the **high and low** of its 1-minute data. Every row between that low and high gets one letter of the bracket.

LIVE SESSION

The current session is recalculated as new data arrives. The close triangle appears once the session is complete.

Futures trading involves substantial risk of loss. Past performance is not necessarily indicative of future results.

9

HOW IT WORKS

Calculation (2/2)

POC, Value Area and Initial Balance

POC (TPOC)	The row with the most letters. If several rows tie, the one **closest to the middle of the session's range** wins; if that is a tie too, the lower one.
Value Area	Starts at the POC row (70 % of all letters by default; 50 – 95 % in the menu). It grows by **two rows** at a time, on the side whose pair of rows holds more letters; on a tie it grows upward. It stops once the set share is reached.
Initial Balance	The high and low of the first **60 minutes** of the session.
Open / Close	The first and the last price of the session's 1-minute data.

Row size

Auto	**NQ and MNQ**: 20 ticks. **ES and MES**: 4 ticks. Other instruments: a round number of ticks chosen from the typical range of your sessions, so a session has roughly 60 rows.
One size	Auto picks one size for the whole chart, so all days are built the same way. Switch **Row size Auto** off to type your own, or step **Row size** with - / +.
Price on a label	The price in a TPOC, TVAH or TVAL label is the **bottom price of that row**.

WHY NUMBERS CAN DIFFER FROM OTHER TOOLS

A TPO profile depends on the **row size**, on the **session** and on the **data your feed supplies**. With another row size, another session definition or another feed, the TPOC and the Value Area can move by a row or more. Fuse TPO shows one consistent calculation of the data you load. It makes no claim that it matches any other tool.

NOT INCLUDED

Fuse TPO draws the regular session (RTH) profile with the elements on pages 9 – 11. Anything not described in this guide is not part of the product.

Futures trading involves substantial risk of loss. Past performance is not necessarily indicative of future results.

10

PRO · SYNC

Sync with Fuse VP

If you also use **Fuse VP** (a separate product, not needed for Fuse TPO), you can draw both on one chart. **Sync with Fuse VP** PRO makes the TPO profile follow the volume profile, so the two sit together.



TPO drawn inside the volume profile of Fuse VP (Sync on): TPO lines are dashed, labels sit at the profile

Takes from Fuse VP	The **Color theme**, the **profile side**, and **Profiles back** (only when Fuse VP uses 1-day periods).
Width	The TPO width is a share of the Fuse VP width: **X % of Fuse VP**, default 60 %, 20 – 100 %. So the TPO profile sits inside the volume profile.
Look	TPO is drawn in a lighter tone, with **dashed** lines that are not extended, and the labels next to the profile.
Read-only rows	**Profiles back**, **Profile side**, **Extend lines** and **Color theme** show "(Fuse VP)" and cannot be changed.
Still yours	**Display**, **Line fill**, **Brightness**, **Bracket**, **Row size** and **Value Area**.

NO FUSE VP ON THE CHART?

Then Sync does nothing: the menu shows "On (no Fuse VP)" and your own settings apply. In Free, Sync is a Pro row; clicking it offers the 7-day trial.

Futures trading involves substantial risk of loss. Past performance is not necessarily indicative of future results.

11

REFERENCE

Free vs. Pro, at a glance

FEATURE	FREE	PRO
Profiles back	Current + 2	Up to 6 months
Bracket	30 min	5 / 10 / 15 / 30 / 60 min
Value Area	70 %	50 – 95 %
Row size, including Auto	✓	✓
Display: Blocks and Letters	✓	✓
Display: Line, Line fill	–	✓
TPOC, TVAH / TVAL, Initial Balance, Open / Close, labels	✓	✓
Profile from session start	✓	✓
Profile from session end (mirrored)	–	✓
Width, Extend lines, Brightness	✓	✓
Color themes	Classic	All 8
Sync with Fuse VP	–	✓
Toolbar button, ON / OFF per chart tab	✓	✓
7-day Pro trial	✓	–

FREE KEEPS WORKING

Free is not time-limited. In Free, Pro rows stay visible with an orange PRO badge. You can browse them, but they are not applied. If you buy Pro or run the trial, the values you browsed or saved come back.

Where things are saved

Settings	Per chart, with the workspace and with templates.
License key	Documents\NinjaTrader 8\FuseSuite\fuse_tpo_license.txt, tied to this computer's Machine ID.
Trial	A signed trial record on this computer (one trial per computer).

Futures trading involves substantial risk of loss. Past performance is not necessarily indicative of future results.

12

TRIAL

Try Pro free for 7 days

The free trial unlocks **every Pro feature for 7 days**: no payment, no card, no e-mail, no license key. One click, and it works offline.

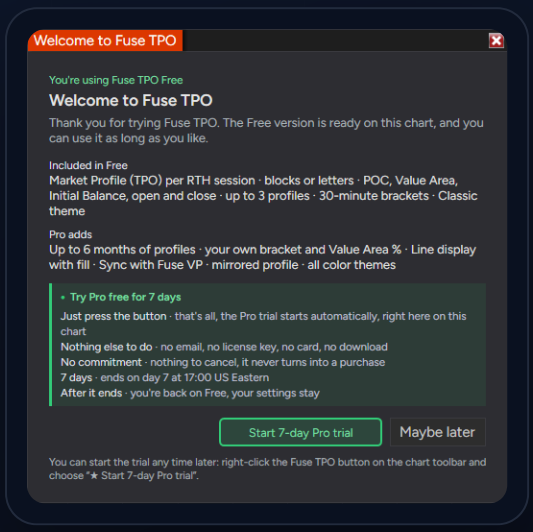

The welcome box: **Start 7-day Pro trial** or **Maybe later**

1 **Start the trial**
Right-click the TPO button → ★ **Start 7-day Pro trial**. You can also click **Start 7-day Pro trial** in the welcome box, or **Try Pro free for 7 days** in the license window.

2 **That's it**
A message confirms "Fuse TPO Pro trial started – ends yyyy-MM-dd 17:00 ET." Every open chart unlocks at once, no restart.

3 **Watch the days**
The button shows **TRIAL Nd**; the menu reads **License... (trial: N days left)**; the license window shows "Trial: N days left (until yyyy-MM-dd HH:mm ET)".

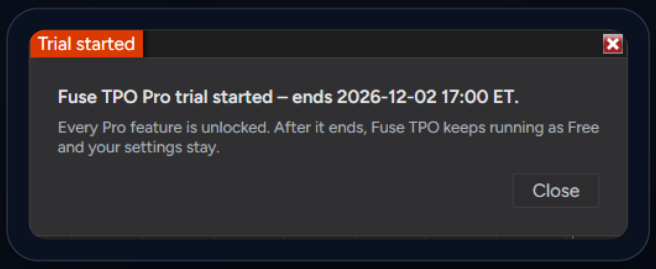

Confirmation after the click: Pro is unlocked on every open chart

How long	7 days from your click. It ends at **17:00 US Eastern time** on the 7th day; the license window shows the exact end.
When it ends	Fuse TPO keeps running as Free and your settings stay. Pro-only options lock again, and the menu shows ★ **Upgrade to Pro...**.
Rules	One trial per computer. Reinstalling or removing a license does not restart it. A paid license key always takes precedence over the trial.

NO "START 7-DAY PRO TRIAL" IN THE MENU?

The trial was already used on this computer, a license key is active, or Fuse TPO can't read your Machine ID. Questions: **fuseindicators@gmail.com**.

Futures trading involves substantial risk of loss. Past performance is not necessarily indicative of future results.

13

LICENSING

License

Right-click the button → **Upgrade to Pro...** (no license yet) or **License...** (already active). One window for the trial, for buying Pro and for activating your key. Free and Pro are the same installation: the license key unlocks Pro in place, no reinstall. The key is tied to your computer's **Machine ID**.



The license window during the trial (Machine ID hidden)

1. **Buy Pro**
   Click **Buy Pro on Gumroad** in the license window.

2. **Enter your Machine ID at checkout**
   Click **Copy Machine ID**, then paste it into the Machine ID field at checkout. Your license key is e-mailed to you after we receive your order.

3. **Paste the key and activate**
   Paste the key into **License key** and click **Activate**. The status turns green ("Valid until yyyy-MM-dd") and every open chart unlocks at once. A running trial is replaced by the key.

REMOVING A LICENSE

Remove license asks for confirmation and can be undone: the same key activates again later.

ONE LICENSE = ONE COMPUTER

A Pro license covers one computer. After a reinstall, on a new PC, or if you forgot to add your Machine ID at checkout, e-mail the Machine ID and the e-mail you used on Gumroad to **fuseindicators@gmail.com**.

KEEP YOUR KEY PRIVATE

Do not post your license key or share a screenshot that shows it. Your Machine ID is personal to your computer, too.

Futures trading involves substantial risk of loss. Past performance is not necessarily indicative of future results.

YOU'RE SET

Troubleshooting

That's the whole tool. Import once, add it to an intraday chart once, then let the profiles do the reading.

The button is missing	The button shows on the **active chart tab** that has Fuse TPO. Check that FuseTPO is under Indicators (Step 2) on that tab. If it is not in the list at all, restart NinjaTrader once so compilation completes.
"TPO · loading 1-minute data..."	Fuse TPO is downloading its 1-minute data. Wait a moment; the button shows "Loading..." meanwhile.
"TPO · 1-minute data not available ... Retrying..."	The data could not be loaded. Check your data connection and that the instrument has history for those days. Fuse TPO tries again after a minute.
"TPO · needs an intraday chart"	Fuse TPO does not work on Daily or higher charts. Switch to a minute, tick, range or Renko chart.
Letters show as blocks	The letter does not fit its cell. Zoom the price axis in, or raise Row size or Width in the menu.
An older profile is not visible	The chart has no history for that day. Raise **Days to load** in the chart's Data Series, and check **Profiles back** in the menu (Free: up to 3).
Numbers differ from another platform	A TPO profile depends on the session, the row size and the data feed. See page 13. Compare with the same row size and the same session hours.
Line or Sync does nothing	Both are Pro. Start the 7-day trial from the menu, or activate your key.
No "Start 7-day Pro trial"	The trial was already used on this computer, or a license key is active. Email fuseindicators@gmail.com.
Need a log for support	Diagnostics is off by default. To turn it on: Properties → **9. Diagnostics**. Turn it off again when you are done.
The chart still runs the old version	Tools → Remove NinjaScript Assembly... → remove the old Fuse TPO, restart NinjaTrader, then import the new .zip file again.

SUPPORT

Questions, a new Machine ID, or feedback? Email **fuseindicators@gmail.com**. You'll hear back from the trader who built it.

Futures trading involves substantial risk of loss. Past performance is not necessarily indicative of future results.

DISCLOSURES

Risk Disclosure

Risk Disclosure

Futures and forex trading contains substantial risk and is not for every investor. An investor could potentially lose all or more than the initial investment. Risk capital is money that can be lost without jeopardizing one's financial security or lifestyle. Only risk capital should be used for trading and only those with sufficient risk capital should consider trading. Past performance is not necessarily indicative of future results.

Fuse TPO is a software tool that draws Market Profile (TPO) charts. It does not provide trading advice or signals, does not place orders, does not guarantee profits and cannot prevent losses. TPO information is historical data; it may not be indicative of future price behavior. Profiles are calculated from the data your platform and data feed provide and may be late, incomplete or wrong. You are solely responsible for your trading decisions and results.

Hypothetical Performance Disclosure

Screenshots and images are for illustration only and may show a simulated account or historical data. Any profit or loss shown is hypothetical. Hypothetical performance results have many inherent limitations, some of which are described below. No representation is being made that any account will or is likely to achieve profits or losses similar to those shown; in fact, there are frequently sharp differences between hypothetical performance results and the actual results subsequently achieved by any particular trading program. One of the limitations of hypothetical performance results is that they are generally prepared with the benefit of hindsight. In addition, hypothetical trading does not involve financial risk, and no hypothetical trading record can completely account for the impact of financial risk of actual trading. For example, the ability to withstand losses or to adhere to a particular trading program in spite of trading losses are material points which can also adversely affect actual trading results. There are numerous other factors related to the markets in general or to the implementation of any specific trading program which cannot be fully accounted for in the preparation of hypothetical performance results and all of which can adversely affect trading results.

Trademark

NinjaTrader® is a registered trademark of NinjaTrader Group, LLC. No NinjaTrader company has any affiliation with the owner, developer, or provider of the products or services described herein, or any interest, ownership or otherwise, in any such product or service, or endorses, recommends or approves any such product or service.

Futures trading involves substantial risk of loss. Past performance is not necessarily indicative of future results.