FAST EXECUTION PANEL · FREE EDITION

Fuse Trader Free

Setup & User Guide

Everything you need to install and use the panel — from import to your first trade. Free, no activation.

Version 1.2 · Guide rev. 1.2.7

NinjaTrader 8 Compatible

Futures trading involves substantial risk of loss. See the Risk Disclosure on the last page.

NinjaTrader® is a registered trademark of NinjaTrader Group, LLC. No NinjaTrader company has any affiliation with the owner, developer, or provider of the products or services described herein, or any interest, ownership or otherwise, in any such product or service, or endorses, recommends or approves any such product or service.

WELCOME

Before you start

Fuse Trader Free is an **execution panel** for NinjaTrader 8. It provides market and bid/ask buttons, click-to-place orders with an on-chart preview, bracket presets and basic position management.

NO ACTIVATION NEEDED
Free is **completely free** — no license key, no Machine ID. Just import it and trade. Two steps: **Import** the add-on, then **add** it to a chart. The panel does not send your data anywhere.

What you need

Platform	**NinjaTrader 8** (latest stable). Works on live and simulation accounts with data feeds supported by NinjaTrader 8.
Operating system	Windows 10 / 11. On Apple Silicon Macs, run NinjaTrader in a Windows VM (Parallels / VMware).
Where to get it	Free on Gumroad (**fuseindicators.gumroad.com/l/fusetraderfree**). The download is a single **FuseTrader_Free.zip** add-on.

NinjaTrader® is a registered trademark of NinjaTrader Group, LLC. No NinjaTrader company has any affiliation with the owner, developer, or provider of the products or services described herein, or any interest, ownership or otherwise, in any such product or service, or endorses, recommends or approves any such product or service.

NOT INCLUDED IN FREE
Free covers order execution. Risk rules and position-management tools — daily loss limit, position sizing, breakeven, trailing, draggable SL/PT and more — are part of **Fuse Trader Pro** (page 09).

IMPORTANT · USING FUSE TRADER PRO TOO?
Fuse Trader Free and Fuse Trader Pro **cannot be in the same chart window** — not even on different tabs of it. Use a separate chart window for each (page 11).

Futures trading involves substantial risk of loss. Past performance is not necessarily indicative of future results.

SETUP

1 Import & add to a chart

In NinjaTrader, open the Control Center and go to **Tools → Import → NinjaScript Add-On...** then select your **FuseTrader_Free.zip**. It imports and compiles automatically.

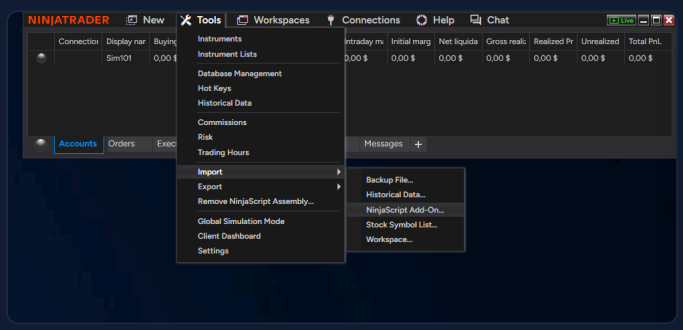

Tools → Import → NinjaScript Add-On...
Simulated account.

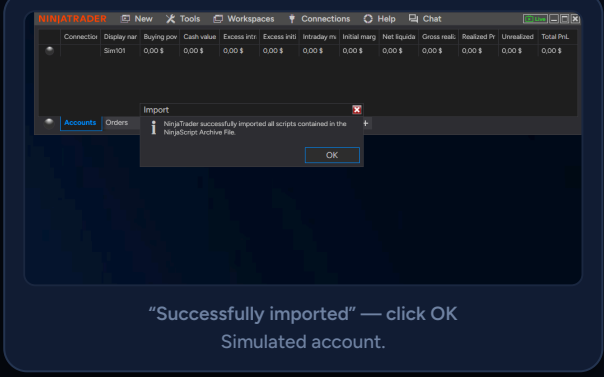

"Successfully imported" — click OK
Simulated account.

Add the panel to a chart

1. **Open a chart**
   Open a chart for your instrument (e.g. NQ / MNQ).

2. **Indicators**
   Right-click the chart → **Indicators...** → expand **FuseSuite** → add **FuseTrader_Free**.

3. **Trade**
   Click **OK**. The panel docks on the right and works right away — **no activation**.

NOT IN THE LIST?
Restart NinjaTrader once so compilation finishes, then check **Indicators** → **FuseSuite** again.

IMPORTANT · ONE EDITION PER CHART WINDOW
If **Fuse Trader Pro** is in this chart window — on any of its tabs — Fuse Trader Free does not start there and shows the notice **"Fuse Trader Pro is already in this chart window."** Remove Pro from that window (all of its tabs) and add Free again, or put Free in a different chart window. In separate chart windows, Free and Pro work side by side. See page 11.

Futures trading involves substantial risk of loss. Past performance is not necessarily indicative of future results.

ORIENTATION

2 The panel at a glance

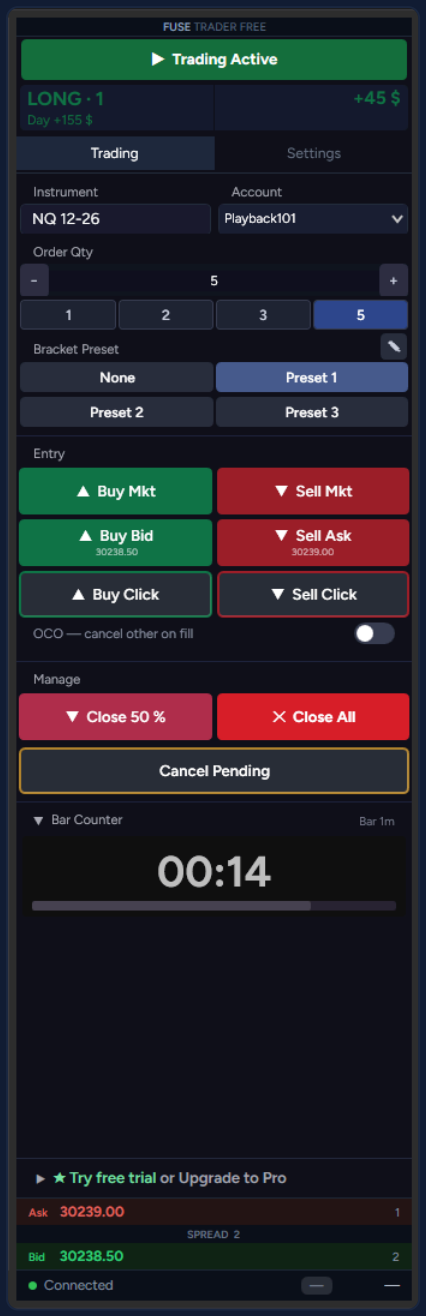

Fuse Trader Free · Trading tab
Simulated account. Any profit or loss shown is hypothetical.

- **Trading Active**
  Master arm/disarm — click to lock new entries from the panel; click again to unlock.
- **Position & Day P/L**
  FLAT or your open position, daily $ result, and live bid/ask.
- **Instrument & Account · Order Qty**
  What you trade, the account, and your size + quick chips.
- **Bracket Preset**
  None + Preset 1–3 — one-tap stop/target templates (edit with the wrench).
- **Entry**
  Buy/Sell Market, Bid/Ask, or Click-to-place with on-chart preview, plus OCO.
- **Manage**
  Close 50%, Close All, Cancel Pending.
- **Bar Counter**
  Countdown to bar close.
- **★ Try free trial or Upgrade to Pro**
  Opens a drop-down with **Try Pro free for 7 days** and what Pro adds (page 09).

TWO TABS

Trading for execution, **Settings** for display. Not included in Free: locks, position sizing and news lines. These are part of Fuse Trader Pro.

Futures trading involves substantial risk of loss. Past performance is not necessarily indicative of future results.

EXECUTION

3 Order entry & on-chart preview

Set size with **Order Qty** (– / + or the 1 · 2 · 3 · 5 chips). Every entry uses that quantity and attaches your active bracket preset.

Buy / Sell Mkt	Market order — fills at the next available price.
Buy Bid / Sell Ask	A limit at the quoted price shown live on the button.
Buy / Sell Click	Arms click-to-place — your next click on the chart sets the price.
OCO	Cancels the opposite resting order on fill.

On-chart order preview

When **Buy/Sell Click** is armed (green dot), the panel draws your order right on the chart — you see the level and size **before you place the order**. Move the mouse, then click to place.

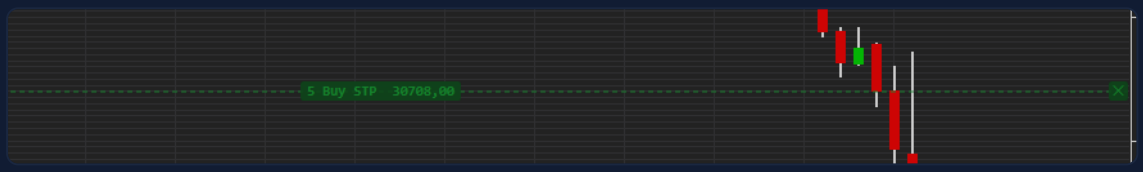

Armed click order previewed on the chart — **5 Buy STP 30708**

BAR COUNTER
Shows the time remaining until the current bar closes.

ON-CHART X
That same **X** stays on your order once it's placed — cancel it while it's pending, or **flatten the position** in one click once it's filled. There is no confirmation dialog, so use it deliberately. Market orders can fill at a worse price than expected in fast markets.

Futures trading involves substantial risk of loss. Past performance is not necessarily indicative of future results.

STOPS & TARGETS

4 Bracket presets

Your active preset attaches a **stop (SL)** and **target (PT)** automatically on every entry — both drawn on the chart and, with **Price Labels** on, labeled in **$**.



Open SHORT · 5 — **SL -200 $** above and **PT +200 $** below, entry line in the middle

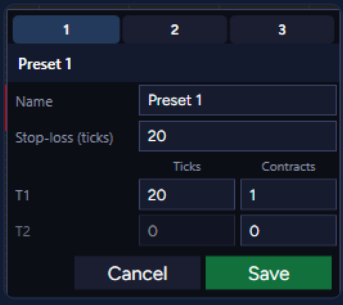

Edit preset · slots 1–3

Free has **3 preset slots** (Preset 1–3) plus **None**. Tap the **wrench** to edit: set a **Name**, a **Stop-loss (ticks)** and targets **T1 / T2** — each with its own **Ticks** and **Contracts**. Leave a target at **0 / 0** to skip it.

Pick the preset that matches your setup, then just tap an entry button — the bracket goes on with it. A stop order may fill at a worse price than expected.

Futures trading involves substantial risk of loss. Past performance is not necessarily indicative of future results.

5

IN-TRADE & SETTINGS

Manage & display

Manage

Close 50% / Close All	Scale out half, or flatten the whole position.
Cancel Pending	Clears resting orders.

There is no confirmation dialog, so use them deliberately. Market orders can fill at a worse price than expected in fast markets.

Display (Settings tab)

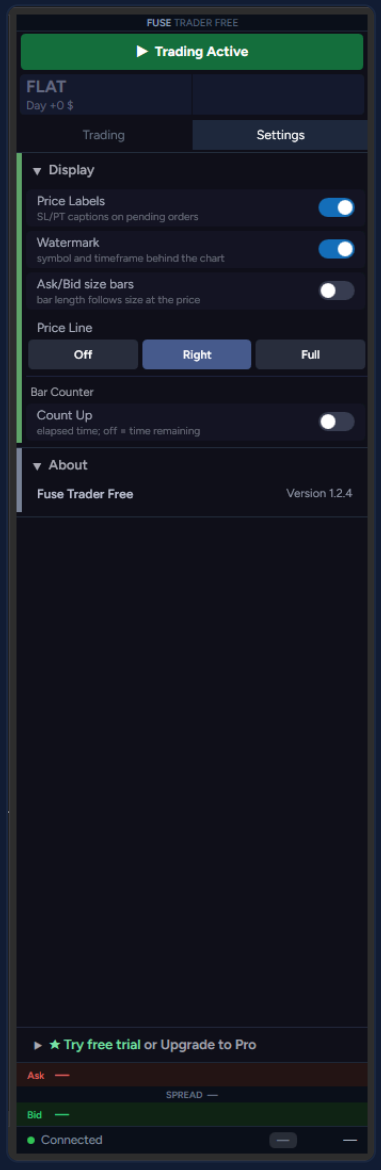

Settings · Display
Simulated account. Any profit or loss shown is hypothetical.

Price Labels	Show the **$ SL/PT labels** on the order lines (as on the previous page).
Watermark	Instrument / timeframe watermark on the chart.
Ask/Bid size bars	Bar length follows the size at the price.
Price Line	**Off · Right · Full** — current-price line.
Bar Counter	**Count Up** — count elapsed instead of remaining.
Latency	Footer pill with the data-feed delay (PC UTC clock minus last tick), colored at 150 / 250 / 400 ms. Not a ping. Options: Properties → 22. Display · Latency.

SAVE IT ONCE

Set your presets, colours and display, then save the chart as a **template / workspace** — every new chart opens with your saved settings.

Futures trading involves substantial risk of loss. Past performance is not necessarily indicative of future results.

CHART SETUP

6 Matching the chart colors

Fuse Trader Free draws its own colored SL / PT labels right on the chart (see the example on page 06) — but NinjaTrader's own native order lines and price tags render underneath them too. Left at NinjaTrader's defaults, the two color systems compete for attention. This is the palette we use ourselves: Fuse's labels carry the meaning (red = risk, green = target); everything native stays a single neutral gray so it recedes into the background.

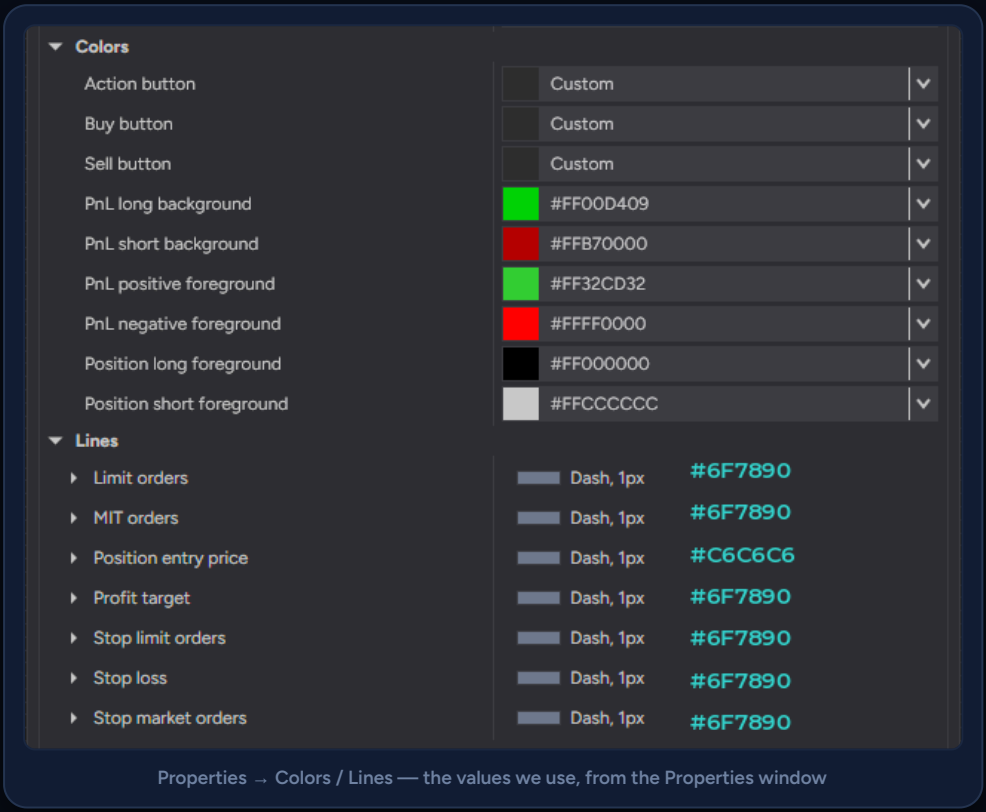

Properties → Colors / Lines — the values we use, from the Properties window

WHY POSITION ENTRY PRICE IS DIFFERENT

It stays a distinct near-white (#C6C6C6) — it's your actual fill, the anchor everything else is measured from, so it shouldn't disappear into the background noise like a resting order does.

Futures trading involves substantial risk of loss. Past performance is not necessarily indicative of future results.

READY FOR MORE

Upgrade to Fuse Trader Pro

Fuse Trader Pro includes everything in Free and adds:

RISK RULES

- **Max daily loss** · flatten + lock when hit
- **Daily target** · lock after your target
- **Trade loss limit** · flatten just that trade
- **Max contracts** · cap position size
- **Position sizing** · Auto Position Size from your risk $
- **Trading lock** · manual session lock
- **DCA lock** · no adding into a losing position
- **Cooldown** · pause after a lock triggers
- **Time window** · entries only inside your hours
- **US open lock** · no entries after the open
- **Red news lock** · no entries around red news

EXECUTION & DISPLAY

- **5 bracket presets** · SL + up to 3 targets
- **Breakeven & trailing** · ticks or prior bars
- **Draggable SL / PT handles** · on the chart
- **On-chart BE** · stop to breakeven in one click
- **Buy+ / Sell+** · scale in or out
- **Unit switch** · $ / ticks / points
- **News alerts & chart lines** · high-impact events
- **Stop protection** · BE / SL never leave you without a stop
- **Safety pop-up** · clear message, never blocks trading

TRY IT FIRST · FREE FOR 7 DAYS

Start the 7-day Pro trial with one click inside Fuse Trader Pro — no email, no license key, no card. How it works: next page.

Fuse Trader Pro

Execution panel with optional risk rules · NinjaTrader 8

See current price on Gumroad →

Get Fuse Trader Pro →

fuseindicators.gumroad.com/l/fusetraderpro

Futures trading involves substantial risk of loss. Past performance is not necessarily indicative of future results.

FREE 7-DAY TRIAL

Try Pro free for 7 days

The trial runs in **Fuse Trader Pro**, which is a separate indicator from this Free one. Fuse Trader Free does not start or run the trial — it shows you the way. Open the ▼ ★ **Try free trial or Upgrade to Pro** bar at the bottom of the panel.

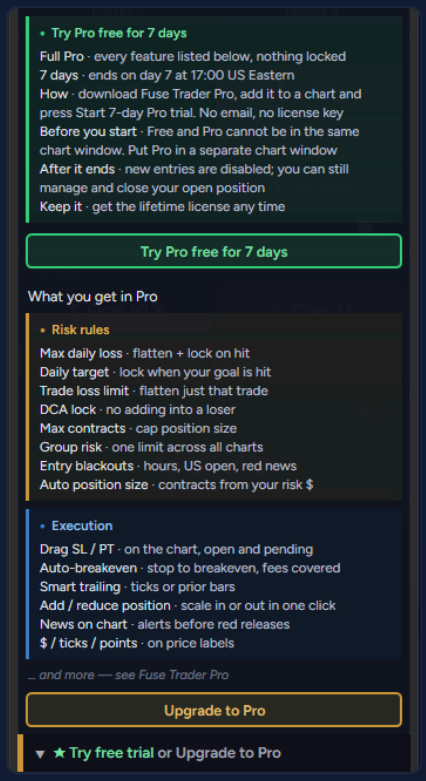

The drop-down · Try Pro free for 7 days and the Pro features

THE GREEN BOX IN THE DROP-DOWN

Full Pro · every feature listed below, nothing locked

7 days · ends on day 7 at 17:00 US Eastern

How · download Fuse Trader Pro, add it to a chart and press Start 7-day Pro trial. No email, no license key

Before you start · Free and Pro cannot be in the same chart window. Put Pro in a separate chart window

After it ends · new entries are disabled; you can still manage and close your open position

Keep it · get the lifetime license any time

The green **Try Pro free for 7 days** button opens the window **Fuse Trader Pro - trial** with three steps:

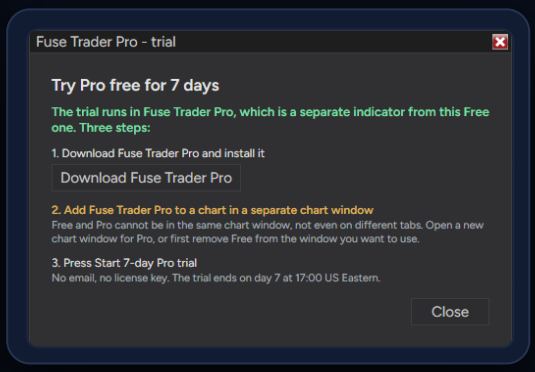

1. **Download Fuse Trader Pro and install it**
   The **Download Fuse Trader Pro** button opens **fuseindicators.com/#fuse-trader**. Import the zip like Free (page 03).

2. **Add Fuse Trader Pro to a chart in a separate chart window**
   Free and Pro cannot be in the same chart window, not even on different tabs. Open a new chart window for Pro, or first remove Free from the window you want to use.

3. **Press Start 7-day Pro trial**
   No email, no license key. The trial ends on day 7 at 17:00 US Eastern.

IMPORTANT · BEFORE YOU START

Fuse Trader Free and Fuse Trader Pro **cannot be in the same chart window** (also not on different tabs). Run the trial in a chart window without Free — see the next page.

AFTER THE TRIAL

New entries in Pro are disabled; you can still manage and close your open position. **Fuse Trader Free stays yours** — keep using it, or get the lifetime Pro license any time.

Futures trading involves substantial risk of loss. Past performance is not necessarily indicative of future results.

FREE AND PRO

One edition per chart window

Fuse Trader Free and Fuse Trader Pro can both be installed and both can trade — but **each needs its own chart window**. They cannot be in the same chart window, **not even on different tabs** of it.

IMPORTANT · WHAT HAPPENS

The edition that comes second into a window does not create its panel there and shows a notice instead. Nothing in that window is changed — your orders and positions are not touched.

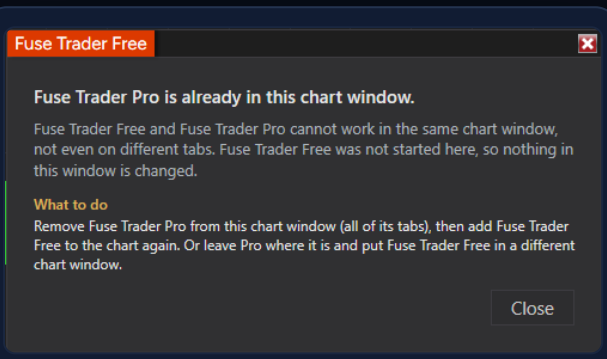

The notice in Fuse Trader Free

What to do

1. **Remove Pro from the window**
   Remove **Fuse Trader Pro** from that chart window — from **all of its tabs**.
2. **Add Free again**
   Add **FuseTrader_Free** to the chart again (or use **Reload NinjaScript**).
3. **Or use another window**
   Leave Pro where it is and put Fuse Trader Free in a **different chart window**.

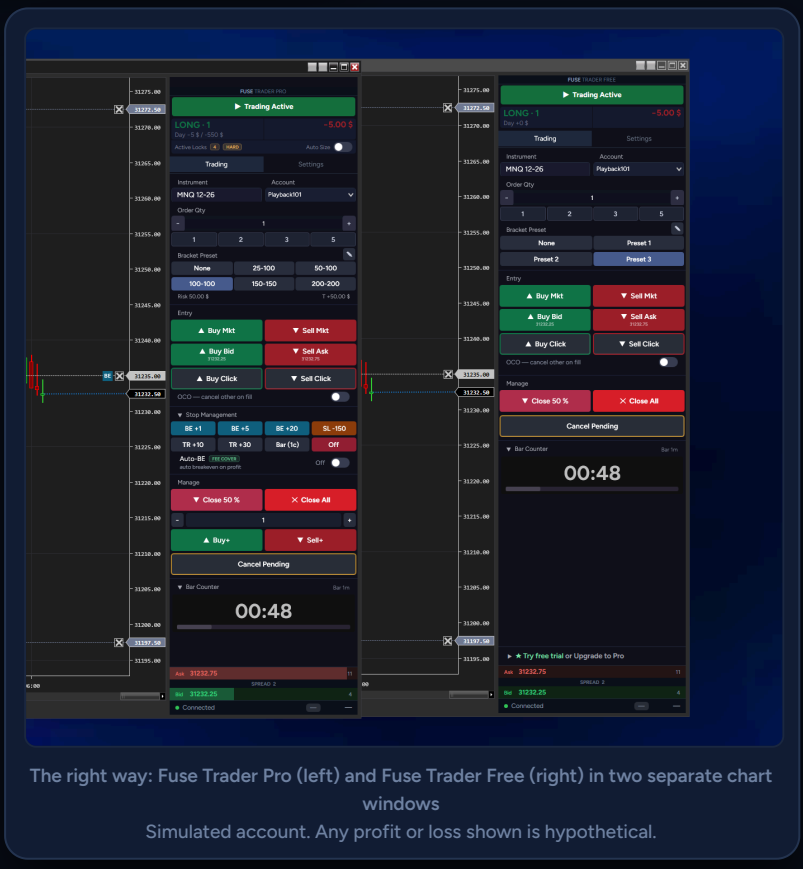

The right way: Fuse Trader Pro (left) and Fuse Trader Free (right) in two separate chart windows

Simulated account. Any profit or loss shown is hypothetical.

Futures trading involves substantial risk of loss. Past performance is not necessarily indicative of future results.

YOU'RE SET

You're ready to trade

That's Fuse Trader Free — import once and you have quick entries, bracket presets and on-chart previews on every chart. Fuse Trader Pro adds risk rules and more tools — see page 09.

Quick troubleshooting

Panel not in the list	Restart NinjaTrader once so compilation completes, then re-check **Indicators** → **FuseSuite**.
No panel, notice "Fuse Trader Pro is already in this chart window"	**Important:** Free and Pro cannot be in the same chart window, not even on different tabs. Remove Pro from that window (all of its tabs) and add Free again (or Reload NinjaScript), or put Free in another chart window (page 11).
Entries don't go through	Check the panel is armed — the top banner should read **Trading Active**.
No bracket on entry	Select a **Preset** (not None), or set one via the wrench.
P&L differs from the native Chart Trader	Turn on Properties → **99. Diagnostics** (off by default): while a position is open it writes a **[FUSE-DIAG]** line to the NinjaScript Output window every 2 seconds. Include it when you email support.

SUPPORT

Questions or feedback? Email **fuseindicators@gmail.com**.

Futures trading involves substantial risk of loss. Past performance is not necessarily indicative of future results.

DISCLOSURES

Risk Disclosure

Risk Disclosure

Futures and forex trading contains substantial risk and is not for every investor. An investor could potentially lose all or more than the initial investment. Risk capital is money that can be lost without jeopardizing one's financial security or lifestyle. Only risk capital should be used for trading and only those with sufficient risk capital should consider trading. Past performance is not necessarily indicative of future results.

Fuse Trader Free is a software tool for order execution. It does not provide trading advice or signals, does not guarantee profits and cannot prevent losses. Orders depend on your settings, platform, data and broker connection and market conditions, and may not execute as expected. You are solely responsible for your trading decisions and results.

Hypothetical Performance Disclosure

Screenshots in this guide that show profit or loss are from a simulated account. Any profit or loss shown is hypothetical. Hypothetical performance results have many inherent limitations, some of which are described below. No representation is being made that any account will or is likely to achieve profits or losses similar to those shown; in fact, there are frequently sharp differences between hypothetical performance results and the actual results subsequently achieved by any particular trading program. One of the limitations of hypothetical performance results is that they are generally prepared with the benefit of hindsight. In addition, hypothetical trading does not involve financial risk, and no hypothetical trading record can completely account for the impact of financial risk of actual trading. For example, the ability to withstand losses or to adhere to a particular trading program in spite of trading losses are material points which can also adversely affect actual trading results. There are numerous other factors related to the markets in general or to the implementation of any specific trading program which cannot be fully accounted for in the preparation of hypothetical performance results and all of which can adversely affect trading results.

Trademark

NinjaTrader® is a registered trademark of NinjaTrader Group, LLC. No NinjaTrader company has any affiliation with the owner, developer, or provider of the products or services described herein, or any interest, ownership or otherwise, in any such product or service, or endorses, recommends or approves any such product or service.